

ISO9001 CE

QINGDAO VENIT IMPORT AND EXPORT CO., LTD



*Lifting hoist    Lifting clamps*

# VENIT

青岛威尼特

LIFTING & RIGGING SOLUTIONS

WWW.QDVENIT.COM • SALES@QDVENIT.COM

SERVING THE WORLD



# contents

## 目录

### VERTICAL TRANSPORT OF PLATES 竖吊钢板起重钳

CD	01
CDD	02
CDK	03
CDH	04
SCDH	05

### HORIZONTAL TRANSPORT OF PLATES 横吊钢板起重钳

L	06
LA	07
PDB	08
PPD	09
PDQ	10
PKD	11
PDL	12
QS	13
YDG	14
DFQ	15
DFM	16
DCQ	17
LC	18
TMS	19
HPC	20
THKS/THK	21
TMG	22
HWH	23
TCH	23
VWH	24

### TRANSPORT OF PLATES 油桶吊具

YQC	25
SL	26
TDC	27
THC	27
LR	28
QT	29

### TRANSPORT OF ROUND STOCK GRABS 圆桶起重钳

YD	29
YG	30
YGC	30

### TRANSPORT OF PIPE SECTIONS 圆管吊具

TPH	31
-----	----

### TRANSPORT OF BEAMS 夹持器

YS/YC	32
-------	----

### LIFTING EQUIPMENTS 起重设备

HWG	33
MT	33
STC	34
TBL	35
TBC	35
TL	36
TK	36

### TROLLEY 单轨行车

TC	37
GCT	38
GCL	38
TP	39
TG	39
TCT	40
TCL	40
MP	41
MG	41
ATP	42
ATG	42
MECHANICAL JACK	43

### Safely lifting

Safely lifting	44
----------------	----

### Chain Block 手拉葫芦

HSZ-U626	45
HSZ-U630	46
HSZ-U636	47
HSZ-U618	48
HSZ-U619	49
HSZ-U622	50

### Lever Block 手扳葫芦

HSH-U619	51
HSH-U620	52
HSH-U622	53
HSH-U630	54

# contents

## 目录

### Super-Low-Altitude Combinations Hoist 超低净空手拉葫芦

HSZ-DK	55
--------	----

### Combined Chain Block 组合手拉葫芦

HSZ-U619	56
----------	----

### SS Chain Block 不锈钢手拉葫芦

HSZ-SS650	57
-----------	----

### Lifting Chain 起重链条

G80 lifting chain	58
G80 stainless steel chain	58

### Electric Hoist 电动葫芦

PE electric chain hoist	59
PE electric chain hoist with trolley	60

### Mini Electric Hoist 微型电动葫芦

Mini electric chain hoist	61-62
---------------------------	-------

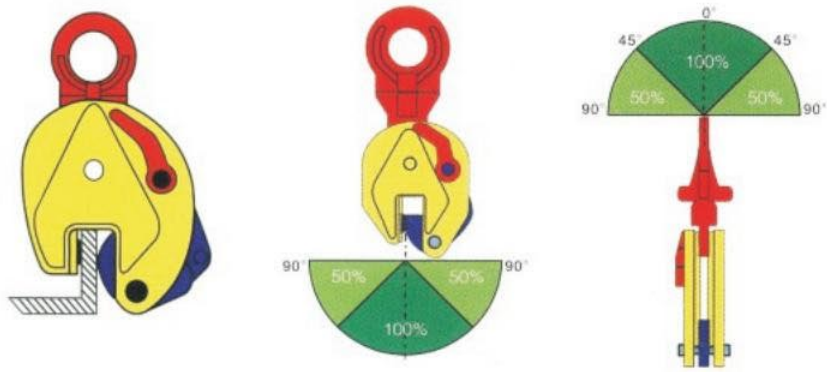
## CD 系列竖吊钢板起重钳

### CD VERTICAL PLATE CLAMP

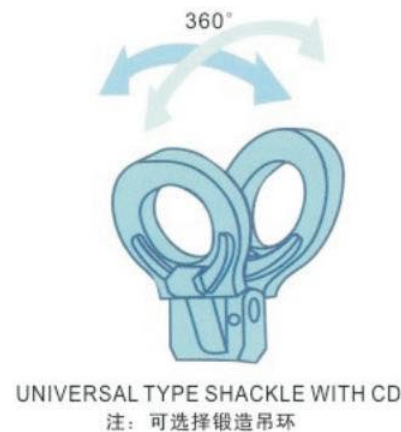
#### 额定载荷：0.8-30 吨

Working load limit(WLL)0.8-30T

- 用途：适用于钢板的横向，垂直等角度吊运
- 配有铰接吊环（CD 型）
- 配有弹簧锁紧装置，确保不滑落
- 采用优质低碳合金钢制造
- 吊运过程中不得碰撞被吊物
- For lifting and transporting of steel plates and structures from all positions (horizontal, vertical and sidelong).
- Articulated lifting shackle (CD type).
- Clamps are equipped with a safety mechanism, ensuring the clamp does not slip when lifting force is applied and when as in open position. The clamp is locked in closed as well as in open position.
- Manufactured from high quality carbon steel.
- Forbidding overload



Part No.	Model	WLL (tonnes)	Jaw Opening (mm)	Weight (kg)
RJ-0001	CD0.8	0.8	0-15	2
RJ-0002	CD1	1.0	0-15	4
RJ-0003	CD1(B)	1.0	0-20	5
RJ-0004	CD1.6	1.6	0-20	7
RJ-0005	CD2	2.0	0-25	8
RJ-0006	CD3.2	3.2	0-25	15
RJ-0007	CD3.2(B)	3.2	0-30	15
RJ-0008	CD5	5.0	0-30	21
RJ-0009	CD5(B)	5.0	0-50	23
RJ-0010	CD8	8.0	0-45	37
RJ-0011	CD12	12.0	0-70	50
RJ-0012	CD16	16.0	60-100	65
RJ-0013	CD30	30.0	80-220	120




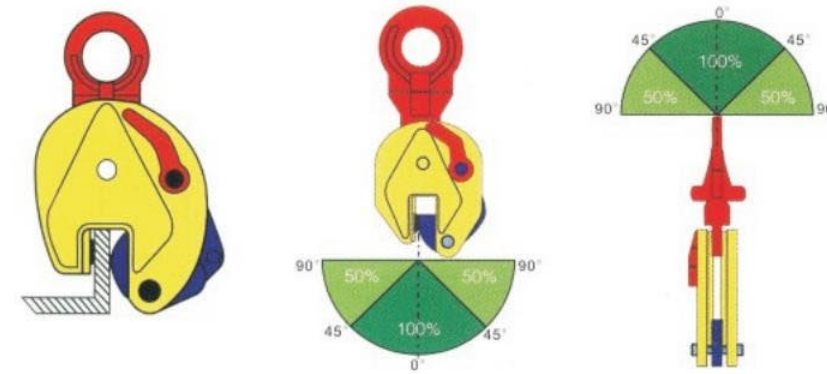
## CDD 系列竖吊钢板起重钳

### CDD VERTICAL PLATE CLAMP

#### 额定载荷：0.8-1.6 吨

Working load limit(WLL)0.8-1.6T

- 用途：专为小型工件的吊运设计
- 配有铰接吊环
- 配有弹簧锁紧装置，确保不滑落
- 采用优质低碳合金钢制造
- CDD 0.8T 可吊运油桶
- 吊运过程中不得碰撞被吊物
- Specially designed for the transfer of small profiles.
- Articulated lifting shackle.
- The clamp is fitted with a locking device for both open and closed positions, which ensures complete safety.
- Manufactured from high quality carbon steel.
- The CDD 0.8T can be used for lifting drums.
- The clamp is locked in closed as well as in open position.



UNIVERSAL TYPE SHACKLE WITH CD  
注：可选择锻造吊环

Part No.	Model	WLL (tonnes)	Jaw Opening (mm)	Weight (kg)
RJ-0014	CDD0.8	0.8	0-15	2
RJ-0015	CDD1.6	1.6	0-20	7

## CDK 系列厚板竖吊钢板起重钳

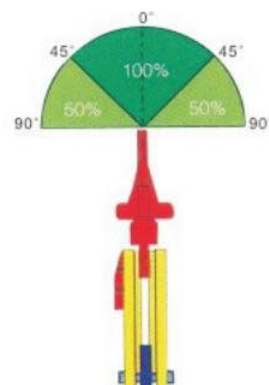
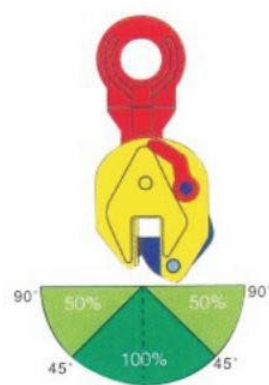
CDK VERTICAL PLATE CLAMP

额定载荷：0.8-5 吨

Working load limit(WLL)0.8-5T

- 用途：适用于厚型板材的横向，垂直等角度吊运
- 配有铰接吊环
- 配有弹簧锁紧装置，确保不滑落
- 采用优质低碳合金钢制造
- 吊运过程中不得碰撞被吊物

- For lifting and transporting of thick steel plates.
- Articulated lifting shackle.
- The clamp is fitted with a locking device for both open and closed positions, which ensures complete safety. The clamp is locked in closed as well as in open position.
- Manufactured from high quality carbon steel.
- During the hoist, hung articles are forbidden collision



UNIVERSAL TYPE SHACKLE WITH CD  
注：可选择锻造吊环

Part No.	Model	WLL (tonnes)	Jaw Opening (mm)	Weight (kg)
RJ-0016	CDK0.8	0.8	15-30	2
RJ-0017	CDK1.6	1.6	20-40	7
RJ-0018	CDK3.2	3.2	25-50	15
RJ-0019	CDK4.5	4.5	25-50	15
RJ-0020	CDK5	5.0	36-60	23

## CDH 系列竖吊钢板起重钳

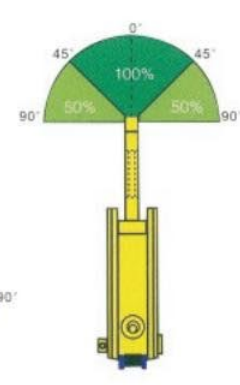
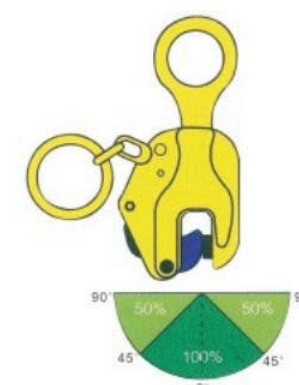

CDH VERTICAL PLATE CLAMP

额定载荷：0.8-30 吨

Working load limit(WLL)0.8-30T

- 用途：适用于钢板和钢结构的垂直吊运
- 配有弹簧锁紧装置，确保不滑落
- 采用优质低碳合金钢制造
- 吊运过程中不得碰撞被吊物
- 齿板由特殊合金钢，经过高温淬火，大大提升了强度和耐久性

- Standard design clamp for vertical lifting of steel plates and steel structures. The spring-loaded tightening lock mechanism assures a positive initial clamping force.
- Clamp are equipped with a safety mechanism, ensuring the clamp does not slip when lifting force is applied and when load is being lowered.
- The clamp is locked in closed as well as in open position.
- High-frequency quenching of die-forged special alloy steels gives greater durability to the cam.



Part No.	Model	WLL (tonnes)	Jaw Opening (mm)	Weight (kg)
RJ-0021	CDH0.8	0.8	0-16	2.8
RJ-0022	CDH1	1.0	0-22	3.6
RJ-0023	CDH2	2.0	0-30	5.5
RJ-0024	CDH3.2	3.2	0-40	10
RJ-0025	CDH5	5.0	0-50	17
RJ-0026	CDH8	8.0	0-60	26
RJ-0027	CDH10	10.0	0-80	32
RJ-0028	CDH12	12.0	0-90	48
RJ-0029	CDH16	16.0	60-125	80
RJ-0030	CDH30	30.0	80-220	125

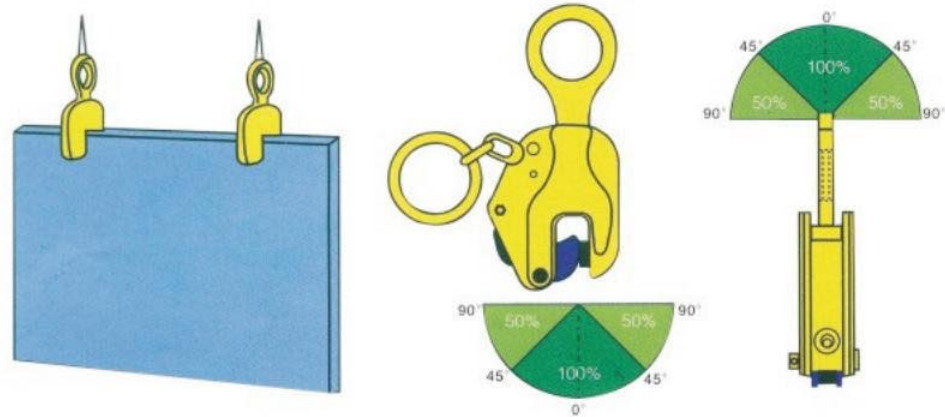
## SCDH 系列模锻钢板起重钳

### SCDH VERTICAL PLATE CLAMP

#### 额定载荷：1-5 吨

##### Working load limit(WLL)1-5T

- 用途：适用于钢板和钢结构的垂直吊运
- 配有弹簧锁紧装置，确保不滑落
- 主要部件均有特种合金钢经过高温模具锻造而成，具有高强度和耐久性
- 齿板由特殊合金钢，经过高温淬火，大大提升了强度和耐久性
- 吊运过程中不得碰撞被吊物
- Standard design clamp for vertical lifting of steel plates and steel structures.
- The spring-loaded tightening lock mechanism assures a positive initial clamping force.
- Clamps are equipped with a safety mechanism, ensuring the clamp does not slip when lifting force is applied and when load is being lowered.
- The main body and the shackle are made of die-forged special alloy steel, which are optimally tempered for maximum strength and durability.
- High-frequency quenching of die-forged special alloy steels gives greater durability to the cam.



Part No.	Model	WLL (tonnes)	Jaw Opening (mm)	Weight (kg)
RJ-0031	SCDH1	1.0	0-20	4.3
RJ-0032	SCDH2	2.0	0-30	7.2
RJ-0033	SCDH3	3.0	0-35	10.7
RJ-0034	SCDH5	5.0	0-50	17.3

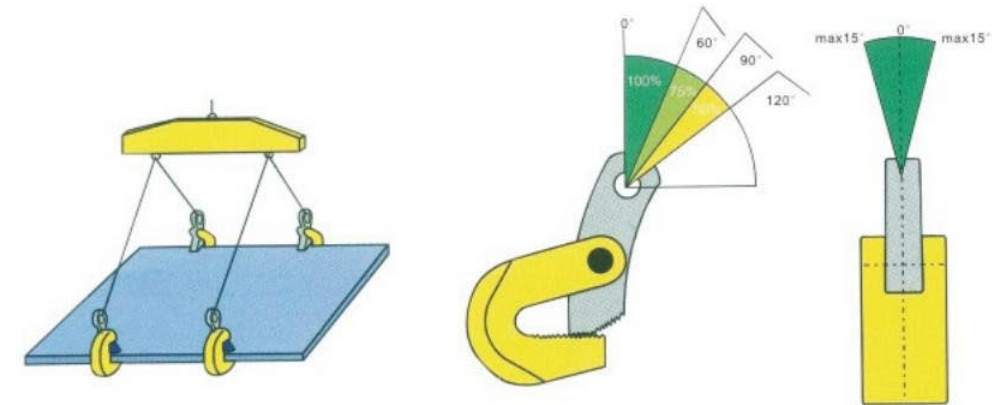
## L 系列横吊钢板起重钳

### L HORIZONTAL PLATE CLAMP

#### 额定载荷：0.8-10 吨

##### Working load limit(WLL)0.8-10T

- 用途：适用于钢板，建筑和型材的水平吊运
- 采用优质低碳合金钢制造
- 吊运过程中不得碰撞被吊物
- 额定载荷是指吊钳成对使用、吊点夹角为60度时允许起吊的最大重量，吊装作业中两只或4只配套成组使用
- 主要部件全部为合金钢模具锻造而成，并经过热处理，保证产品具有高强度和耐久性
- Suitable for lifting and transport of steel plates, construction and profiled bar in horizontal position.
- Manufactured from high quality carbon steel.
- Avoid snatch or shock loading.
- The working load limit is the maximum load that the clamp are authorized to support when used in pairs with a lift angle of 60°. In lifting operations the clamps can be used in pairs or multiples.
- The main body and parts are made from die-forged special alloy steels, which are optimally tempered for maximum strength and durability.



Part No.	Model	WLL (tonnes)	Jaw Opening (mm)	Weight (kg)
RJ-0035	L0.8	0.8	0-15	2
RJ-0036	L1	1.0	0-20	4
RJ-0037	L1.6	1.6	0-25	6.5
RJ-0038	L2.5	2.5	0-40	11
RJ-0039	L2.5(B)	2.5	25-50	11
RJ-0040	L3.2	3.2	0-40	12.5
RJ-0041	L3.2(B)	3.2	30-60	12.5
RJ-0042	L5	5.0	0-50	19
RJ-0043	L5(B)	5.0	50-80	20
RJ-0044	L10	10.0	20-100	43

## LA 系列横吊钢板起重钳

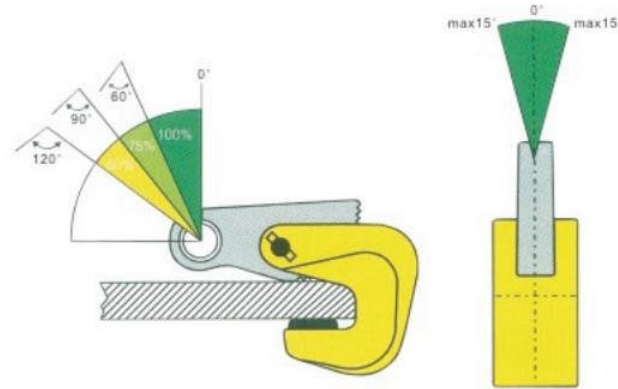

### LA HORIZONTAL PLATE CLAMP

#### 额定载荷：1.0-10 吨

##### Working load limit(WLL)1.0-10T

- 用途：适用于钢板，结构体的水平吊运
- 采用优质低碳合金钢制造
- 吊运过程中不得碰撞被吊物
- 额定载荷是指吊钳成对使用、吊点夹具为 60 度时允许起吊的最大重量，吊装作业中 4 只配套使用

- Suitable for lifting and transport of steel plates, construction and profiled bar in horizontal position.
- Manufactured from high quality carbon steel.
- Avoid snatch or shock loading.
- The working load limit is the maximum load that the clamp are authorized to support when used in pairs with a lift angle of 60°. In lifting operations the clamps can be used in pairs or multiples.



Part No.	Model	WLL (tonnes)	Jaw Opening (mm)	Weight (kg)
RJ-0045	LA1	1.0	0-30	4
RJ-0046	LA2	2.0	0-50	5.5
RJ-0047	LA3.2	3.2	0-60	8
RJ-0048	LA5	5.0	10-80	11.5
RJ-0049	LA6	6.0	10-100	14.5
RJ-0050	LA10	10.0	20-120	30

## PDB 系列横吊钢板起重钳

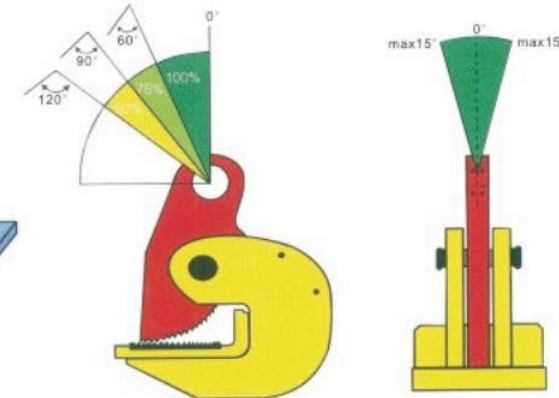
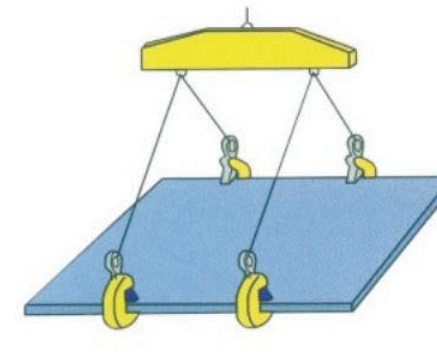
### PDB HORIZONTAL PLATE CLAMP

#### 额定载荷：0.8-30 吨

##### Working load limit(WLL)0.8-30T

- 用途：适用于钢板水平吊运
- 采用优质低碳合金钢制造
- 吊运过程中不得碰撞被吊物
- 额定载荷是指吊钳成对使用、吊点夹具为 60 度时允许起吊的最大重量，吊装作业中 4 只配套使用

- Suitable for lifting and transport of steel plates, construction and profiled bar in horizontal position.
- Manufactured from high quality carbon steel.
- Avoid snatch or shock loading.
- The working load limit is the maximum load that the clamp are authorized to support when used in pairs with a lift angle of 60°. In lifting operations the clamps can be used in pairs or multiples.



Part No.	Model	WLL (tonnes)	Jaw Opening (mm)	Weight (kg)
RJ-0051	PDB0.8	0.8	0-25	2.5
RJ-0052	PDB1	1.0	0-30	3.5
RJ-0053	PDB1.6	1.6	0-30	4
RJ-0054	PDB2	2.0	0-40	5
RJ-0055	PDB3.2	3.2	0-45	6
RJ-0056	PDB4	4.0	0-50	6.5
RJ-0057	PDB5	5.0	0-55	7.5
RJ-0058	PDB6	6.0	0-65	10.5
RJ-0059	PDB6(B)	6.0	0-130	22
RJ-0060	PDB8	8.0	0-130	22
RJ-0061	PDB10	10.0	0-140	33
RJ-0062	PDB16	16.0	50-150	50
RJ-0063	PDB30	30.0	100-270	108

## PPD 系列横吊钢板起重钳

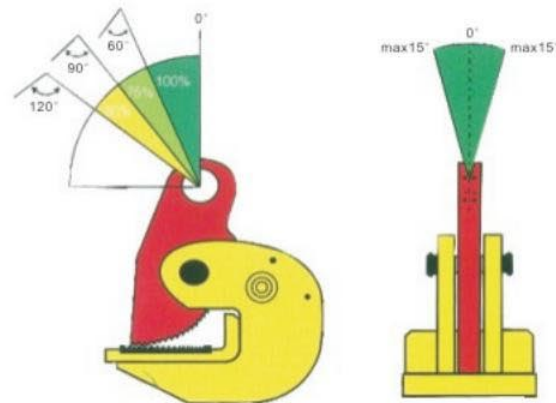

PPD HORIZONTAL PLATE CLAMP

**额定载荷：0.8-30 吨**

**Working load limit(WLL)0.8-30T**

- 用途：适用于钢板水平吊运
- 采用优质低碳合金钢制造
- 吊运过程中不得碰撞被吊物
- 额定载荷是指吊钳成对使用、吊点夹具为60度时允许起吊的最大重量，吊装作业中4只配套使用
- 可更换齿板，带有安全释放按钮

- Suitable for lifting and transport of steel plates, construction and profiled bar in horizontal position.
- Manufactured from high quality carbon steel.
- Avoid snatch or shock loading.
- The working load limit is the maximum load that the clamp are authorized to support when used in pairs with a lift angle of 60° . In lifting operations the clamps can be used in pairs or multiples.
- The screw jaw of the body can be changed, also have a safety button.



Part No.	Model	WLL (tonnes)	Jaw Opening (mm)	Weight (kg)
RJ-0064	PPD0.8	0.8	0-25	2.5
RJ-0065	PPD1	1.0	0-30	3.5
RJ-0066	PPD1.6	1.6	0-30	4
RJ-0067	PPD2	2.0	0-40	5
RJ-0068	PPD3.2	3.2	0-45	6
RJ-0069	PPD4	4.0	0-50	6.5
RJ-0070	PPD5	5.0	0-55	7.5
RJ-0071	PPD6	6.0	0-65	10.5
RJ-0072	PPD6	6.0	0-130	22
RJ-0073	PPD8	8.0	0-130	22
RJ-0074	PPD10	10.0	0-140	33
RJ-0075	PPD16	16.0	50-150	50
RJ-0076	PPD30	30.0	100-270	108

## PDQ 系列单板钢板起重钳

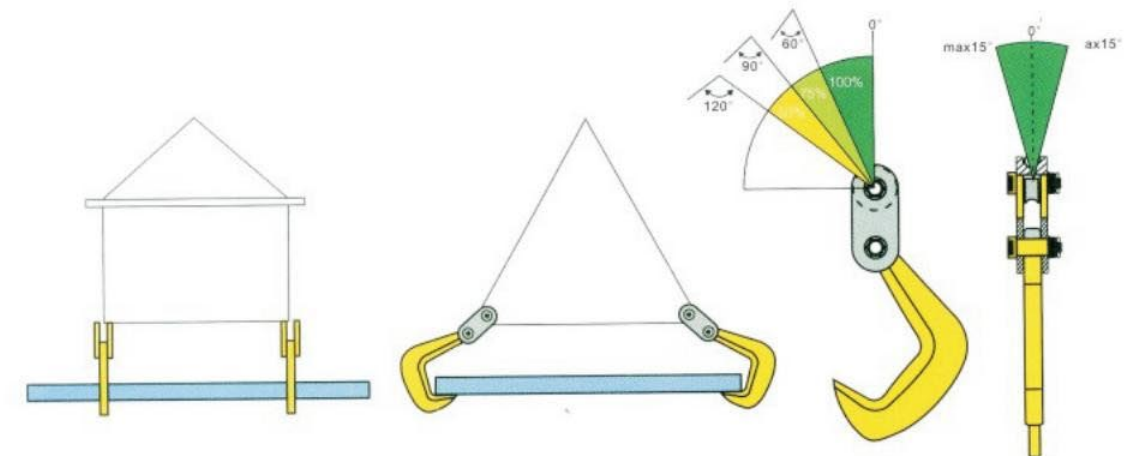
PDQ SINGLE STEEL PLATE CLAMP

**额定载荷：1-20 吨**

**Working load limit(WLL)1-20T**

- 用途：单块或多块钢板的水平吊运
- 采用优质低碳合金钢制造
- 必须与平衡梁配套使用，吊运过程中不得碰撞被吊物
- 上部滚轮设计，避免钢丝绳损伤
- 额定载荷是指吊钳成对使用、吊点夹具为60度时允许起吊的最大重量，吊装作业中4只配套使用可自动脱钩

- Suitable for lifting and transport single or multi steel plates.
- Manufactured from high quality carbon steel.
- Avoid snatch or shock loading. Lifting beam must be in use.
- The roller at the head of the hook will not damage the sling rope.
- The working load limit is the maximum load that the clamps are authorized to support when used in pairs with a lift angle of 60° . In lifting operations four clamps must at least always be used. Automatic unloading.



Part No.	Model	WLL (tonnes)	Jaw Opening (mm)	Weight (kg)
RJ-0077	PDQ1	1.0	0-50	3
RJ-0078	PDQ2	2.0	0-60	5
RJ-0079	PDQ3.2	3.2	0-90	12
RJ-0080	PDQ5	5.0	0-120	17
RJ-0081	PDQ8	8.0	0-130	25
RJ-0082	PDQ10	10.0	0-150	30
RJ-0083	PDQ12	12.0	0-150	32
RJ-0084	PDQ20	20.0	0-250	69

## PDK 系列层叠钢板起重钳

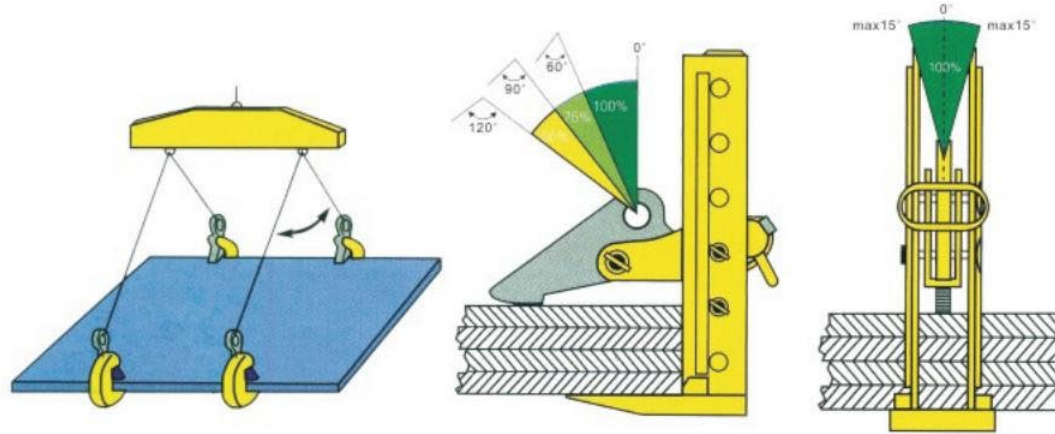
### PDK MULTI PLATE CLAMP

**额定载荷：3-15 吨**

**Working load limit(WLL)3-15T**



- 用途：适用于多张钢板的水平吊运
- 采用优质低碳合金钢制造
- 吊运过程中不得碰撞被吊物
- 额定载荷是指吊钳成对使用、吊点夹具为 60 度时允许起吊的最大重量，吊装作业中4只配套使用
- 可以根据被吊运钢板的厚度调节钳舌位置，吊钳和平横梁配套使用
- Suitable for lifting and transport of multi steel plates
- Manufactured from high quality carbon steel.
- Avoid snatch or shock loading.
- The working load limit is the maximum load that the clamp are authorized to support when used in pairs with a lift angle of 60°. In lifting operations the clamps can be used in pairs or multiples.
- According to the plate can be suspended adjust the thickness of the clamp position of the tongue.



Part No.	Model	WLL (tonnes)	Jaw Opening (mm)	Weight (kg)
RJ-0085	PDK3	3.0	0-180	19
RJ-0086	PDK4.5	4.5	0-240	26
RJ-0087	PDK6	6.0	0-240	40
RJ-0088	PDK8	8.0	0-240	51
RJ-0089	PDK15	15.0	0-240	72

## PDL 系列薄板钢板起重钳

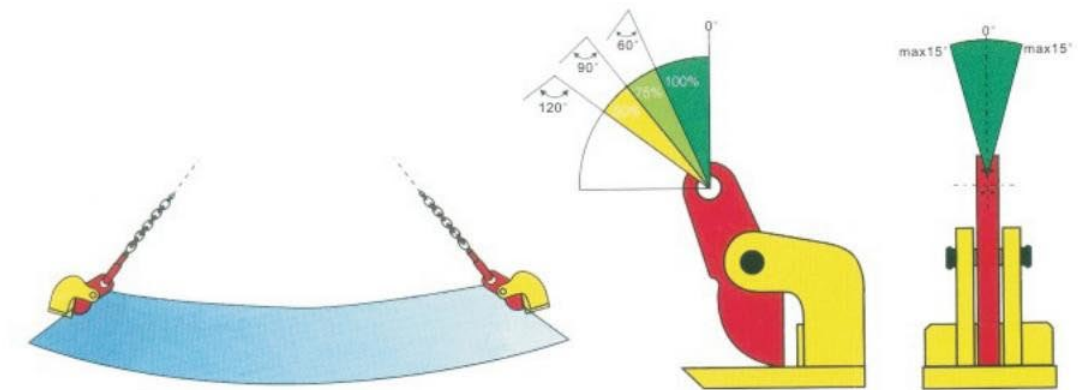
### PDL HORIZONTAL PLATE CLAMP

**荷载范围：0.8-3.2 吨**

**Working load limit(WLL)0.8-3.2T**



- 用途：适用于薄板水平吊运
- 采用优质低碳合金钢制造
- 吊运过程中不得碰撞被吊物
- 额定载荷是指吊钳成对使用、吊点夹具为60度时允许起吊的最大重量，吊装作业中4只配套使用
- This acts as an additional safety feature specifically for use with thin sheets which may have a tendency to deflect or sag.
- Manufactured from high quality carbon steel.
- Avoid snatch or shock loading.
- The working load limit is the maximum load that the clamp are authorized to support when used in pairs with a lift angle of 60°. In lifting operations the clamps can be used in pairs or multiples.



Part No.	Model	WLL (tonnes)	Jaw Opening (mm)	Weight (kg)
RJ-0090	PDL0.8	0.8	0-30	7.5
RJ-0091	PDL1.6	1.6	0-45	10
RJ-0092	PDL3.2	3.2	0-45	16



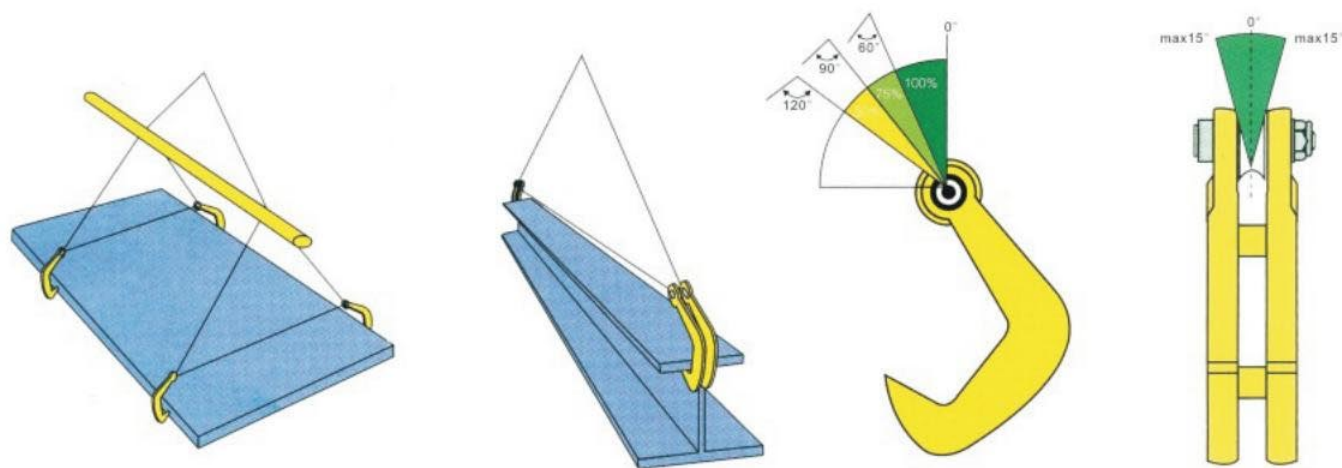
## QS 系列双板钢板起重钳

### QS DOUBLE STEEL PLATE CLAMP

#### 荷载范围：1-7吨

#### Working load limit(WLL)1-7T

- 用途：适用于钢板（H、I、T、L形）构造物等的水平吊运
  - 采用优质低碳合金钢制造
  - 吊运过程中不得碰撞被吊物
  - 上部滚轮设计，避免钢丝绳损伤
  - 额定载荷是指吊钳成对使用、吊点夹角为60度时允许起吊的最大重量，吊装作业中两只或4只配套使用
  - 尖端呈锐角形，容易插入狭小间隙
- Clamp for the horizontal lifting of "H", "I", "T", "L" shaped structured steel and plate steel.
  - Manufactured from high quality carbon steel.
  - Avoid snatch or shock loading.
  - The roller at the head of the hook will not damage the sling rope.
  - The working load limit is the maximum load that the clamp are authorized to support when used in pairs with a lift angle of 60°. In lifting operations the clamps can be used in pairs or multiples.
  - The sharp hook point is effective when inserting into a small clearance.



Part No.	Model	WLL (tonnes)	Jaw Opening (mm)	Weight (kg)
RJ-0093	QS1	1.0	0-40	2
RJ-0094	QS2	2.0	0-50	3.5
RJ-0095	QS3.2	3.2	0-60	6
RJ-0096	QS5	5.0	0-70	14.5
RJ-0097	QS7	7.0	0-90	22

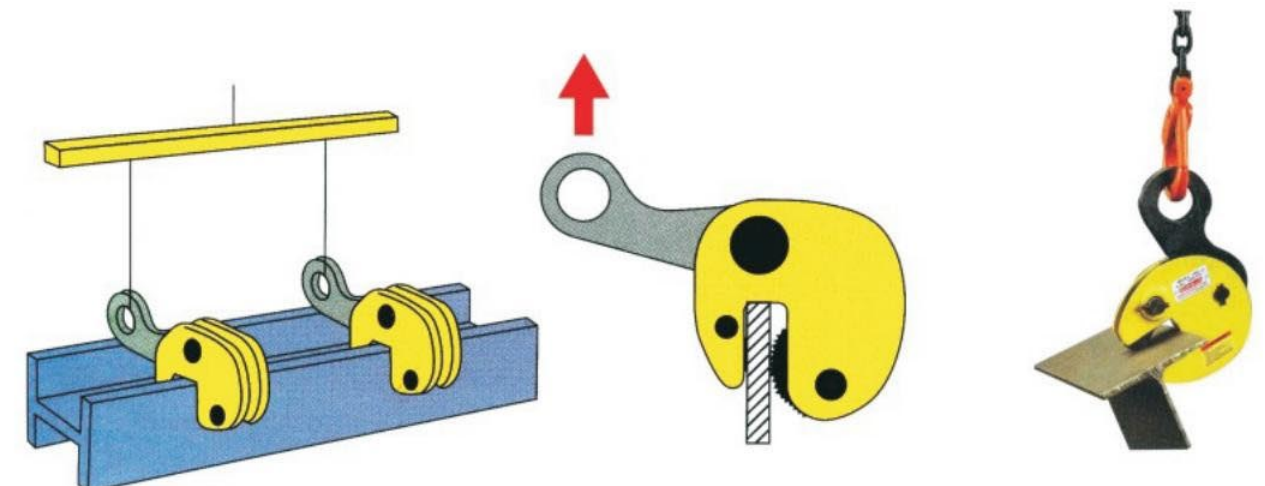
## YDG 系列钢梁堆放起重钳

### YDG GIRDER STACKING CLAMP

#### 额定载荷：1-2吨

#### Working load limit(WLL)1-2T

- 用途：适用于吊运工字钢，钢结构件的水平吊运
  - 可用于H型钢的堆积，平移
  - 采用优质低碳合金钢制造
  - 吊运过程中不得碰撞被吊物
- Clamp for the horizontal lifting of steel structures (also can be used for any structured steels).
  - Manufactured from high quality carbon steel.
  - Avoid snatch or shock loading.
  - H-beam lying on their sides can be lifted and handled horizontally.



Part No.	Model	WLL (tonnes)	Jaw Opening (mm)	Weight (kg)
RJ-0098	YDG1	1.0	0-24	7
RJ-0099	YDG2	2.0	0-30	11

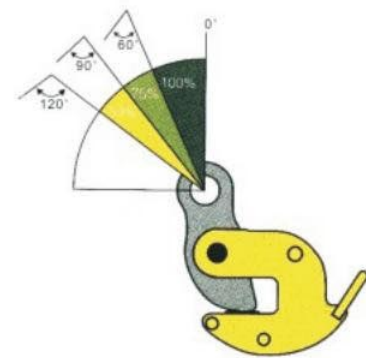

## DFQ 系列翻转起重钳

DFQ TURN CLAMP

### 荷载范围：1.5-20 吨

Working load limit(WLL)1.5-20T

- 用途：适用于钢板的水平吊运及钢板和型钢的翻转
- 小型，轻便，操作简便
- 单只翻转钳允许起吊的最大重量为额定载荷，吊装作业中可单只使用，水平吊运时必须加横梁
- For lifting and turn steel plate
- From a mechanics point of view, these clamps have ideal designs, which are compact, lightweight, easy to use.
- The working load limited is applied in one piece, during lifting single could be in use for horizontal lifting and transport.



Part No.	Model	WLL (tonnes)	Jaw Opening (mm)	Weight (kg)
RJ-0100	DFQ1.5	1.5	0-20	5
RJ-0101	DFQ2.5	2.5	0-30	9
RJ-0102	DFQ5	5.0	0-40	20
RJ-0103	DFQ8	8.0	0-50	26
RJ-0104	DFQ10	10.0	0-60	31
RJ-0105	DFQ16	16.0	20-100	60
RJ-0106	DFQ20	20.0	60-160	80

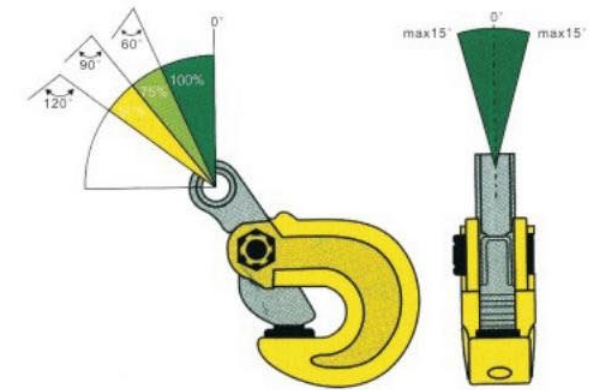

## DFM 系列模锻翻转起重钳

DFM TURN CLAMP

### 额定载荷：1-10 吨

Working load limit(WLL)1-10T

- 用途：适用于钢板的水平吊运及钢板和型钢的翻转
- 小型，轻便，操作简便
- 单只翻转钳允许起吊的最大重量为额定载荷，吊装作业中可单只使用，水平吊运时必须加横梁
- 主要部件全部为合金钢模具锻造而成，并经过热处理，保证产品具有高强度和耐久性
- For lifting and turn steel plate
- From a mechanics point of view, these clamps have ideal designs, which are compact, lightweight, easy to use.
- The main body and parts are made from die-forged special alloy steels, which are optimally tempered for maximum strength and durability.
- The working load limited is applied in one piece, during lifting single could be in use for horizontal lifting and transport.



Part No.	Model	WLL (tonnes)	Jaw Opening (mm)	Weight (kg)
RJ-0107	DFM1	1.0	0-15	2.7
RJ-0108	DFM2	2.0	0-20	5.6
RJ-0109	DFM3	3.0	0-30	8
RJ-0110	DFM5	5.0	0-50	13.4
RJ-0111	DFM10	10.0	0-80	26

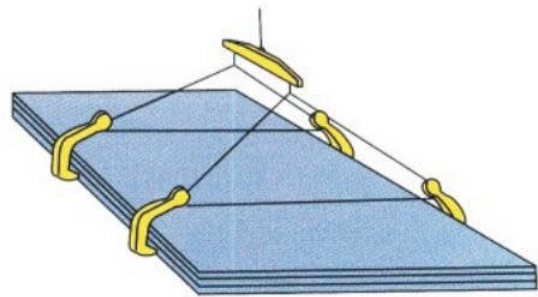
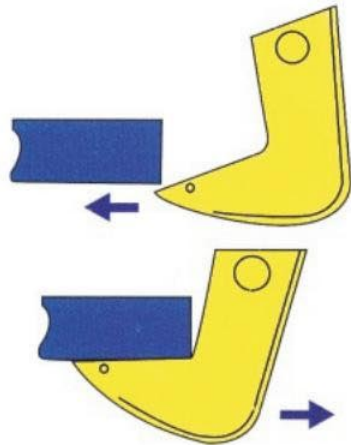
## DCQ 系列双板钢板起重钳

DCQ DOUBLE STEEL PLATE CLAMP

### 荷载范围：4-10 吨

Working load limit(WLL)4-10T

- 用途：单块或多块钢板的水平吊运
  - 采用优质低碳合金钢制造
  - 必须与平衡梁配套使用，吊运过程中不得碰撞被吊物
  - 上部滚轮设计，避免钢丝绳损伤
  - 额定载荷是指吊钳成对使用、吊点夹角为60度时允许起吊的最大重量，吊装作业中4只配套使用
  - 可自动脱钩
- Suitable for lifting and transport single or multi steel plates.
  - Manufactured from high quality carbon steel.
  - Avoid snatch or shock loading. Lifting beam must be in use.
  - The roller at the head of the hook will not damage the sling rope.
  - The working load limit is the maximum load that the clamps are authorized to support when used in pairs with a lift angle of 60°. In lifting operations four clamps must at least always be used.
  - Automatic unloading.



Part No.	Model	WLL (tonnes)	Jaw Opening (mm)	Weight (kg)
RJ-0112	DCQ4	4.0	0-100	9
RJ-0113	DCQ6	6.0	0-120	14
RJ-0114	DCQ8	8.0	0-160	25
RJ-0115	DCQ10	10.0	0-210	38

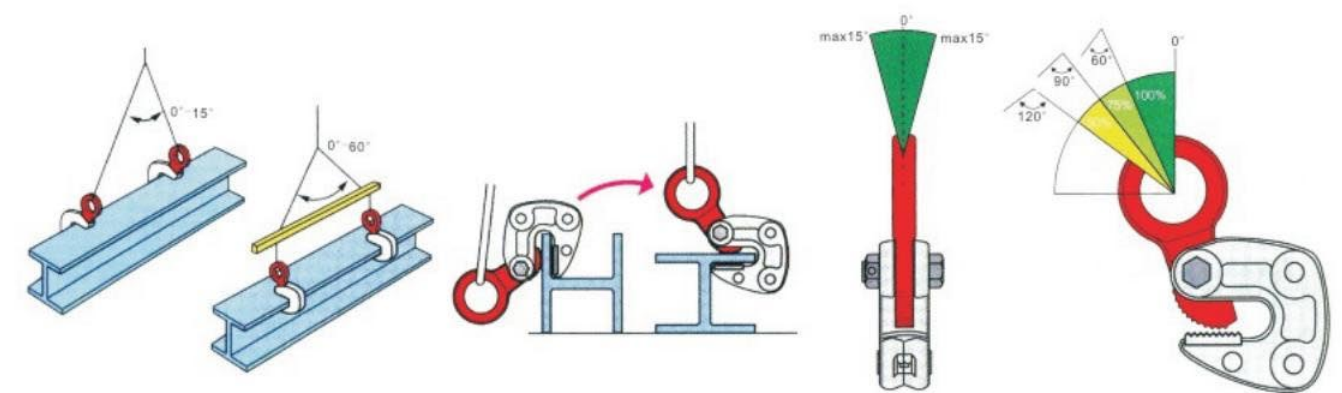
## LC 系列型钢板起重钳

LC HORIZONTAL PLATE CLAMP

### 额定载荷：1-3 吨

Working load limit(WLL)1-3T

- 用途：适用于吊运型钢（H、I、T、L形）构造物等
  - 小型，轻便，操作简便
  - 主要部件全部为合金钢模具锻造而成，并经过热处理，保证产品具有高强度和耐久性
- Clamp for the horizontal lifting of "H", "I", "T", "L" shaped structured steel.
  - From a mechanics point of view, these clamps have ideal designs, which are compact, lightweight, easy to use.
  - The main body and parts are made from die-forged special alloy steels, which are optimally tempered for maximum strength and durability.



Part No.	Model	WLL (tonnes)	Jaw Opening (mm)	Weight (kg)
RJ-0116	LC1	1.0	0-13	2
RJ-0117	LC2	2.0	0-22	4.5
RJ-0118	LC3	3.0	3-35	8.9

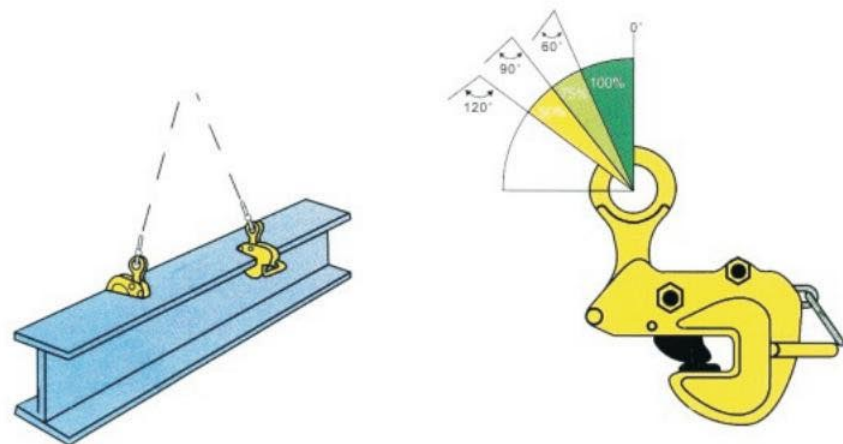
## TMS 系列把手式水平钢板起重钳

TMS HORIZONTAL CLAMP WITH LOCK DEVICE

**荷载范围：0.5-5 吨**

**Working load limit(WLL)0.5-5T**

- 用途：适用于钢板，钢结构件等的水平吊运
- 采用优质低碳合金钢制造
- 吊运过程中不得碰撞被吊物
- 弹簧安全锁紧装置
- 带有把手，安全，操作简便
- Suitable for lifting and transport of steel plates, construction and profiled bar in horizontal position.
- Manufactured from high quality carbon steel.
- Avoid snatch or shock loading.
- The spring-load tightening lock mechanism assures a positive initial clamp force.
- The handle makes it easy and safe to set and detach the clamp onto and from the work piece.



Part No.	Model	WLL (tonnes)	Jaw Opening (mm)	Weight (kg)
RJ-0119	TMS0.5	0.5	0-25	3.2
RJ-0120	TMS1	1.0	0-25	5.3
RJ-0121	TMS2	2.0	0-30	7.9
RJ-0122	TMS3	3.0	0-38	10.5
RJ-0123	TMS5	5.0	0-40	27.6

## HPC 系列横吊钢板起重钳

HPC HORIZONTAL PLATE CLAMP

**额定载荷：1.5-5 吨**

**Working load limit(WLL)1.5-5T**

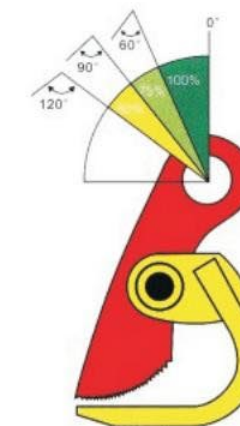
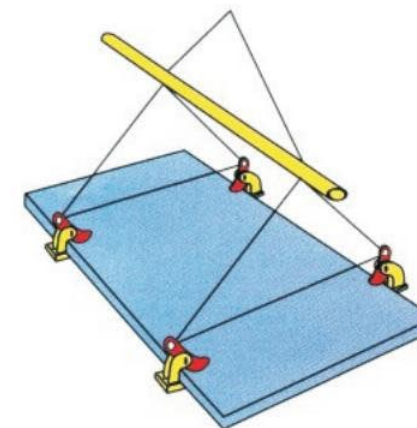
- 用途：适用于钢板水平吊运
- 采用优质低碳合金钢制造
- 吊运过程中不得碰撞被吊物
- 必须成对使用
- 符合 AS4991-2004
- Suitable for lifting and transport of multi steel Plates, construction and profiled bar in horizontal position.
- Manufactured from high quality carbon steel.
- Avoid snatch or shock loading.
- Must be used in pairs for horizontal lifting.
- HPC 1.5 has spring close, HPC-3 and HPC-5 has spring open.
- Conforms to AS4991-2004.



1.5T/对



2.5T/对  
5T/对



Part No.	Model	WLL (tonnes)	Jaw Opening (mm)	Weight (kg)
RJ-0124	HPC1.5	1.5	0-50	4.3
RJ-0125	HPC3	3.0	0-50	6
RJ-0126	HPC5	5.0	0-60	12

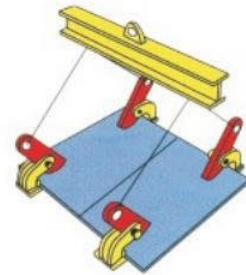
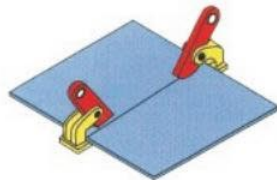
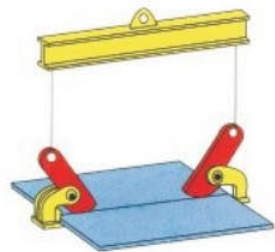
## THKS/THK 系列横吊钢板起重钳

THKS/THK HORIZONTAL PLATE CLAMP

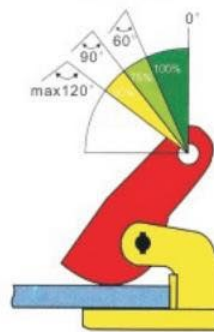
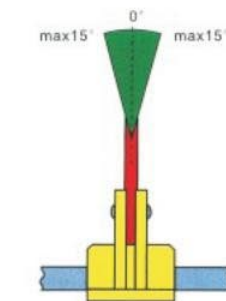
**额定载荷：0.5-10 吨**

**Working load limit(WLL)0.5-10T**

- 用途：适用于钢板水平吊运
- 紧凑的外形设计，相对较轻的质量并具有高强度
- 必须成对使用
- THK有较大的开口度
- For horizontal lifting and transporting of steel plates.
- The compact shape and relative light own weight with a high lifting capacity.
- The THK/THKS lifting clamps must always be used in pairs (or multiples thereof).
- THK has an enlarged jaw opening.



Part No.	Model	WLL (tonnes)	Jaw Opening (mm)	Weight (kg)
RJ-0127	THKS0.5	0.5	0-35	2.4
RJ-0128	THKS1	1.0	0-60	6
RJ-0129	THKS1.5	1.5	0-60	6.5
RJ-0130	THKS2	2.0	0-60	7.5
RJ-0131	THKS3	3.0	0-60	10
RJ-0132	THKS4	4.0	0-60	11.5
RJ-0133	THKS5	5.0	0-60	15.5
RJ-0134	THKS10	10.0	0-60	23
RJ-0135	THK1	1.0	0-100	7
RJ-0136	THK1.5	1.5	0-100	7.5
RJ-0137	THK2	2.0	0-100	9.5
RJ-0138	THK3	3.0	0-100	12
RJ-0139	THK4	4.0	0-100	14.5
RJ-0140	THK5	5.0	0-100	20
RJ-0141	THK10	10.0	0-100	28



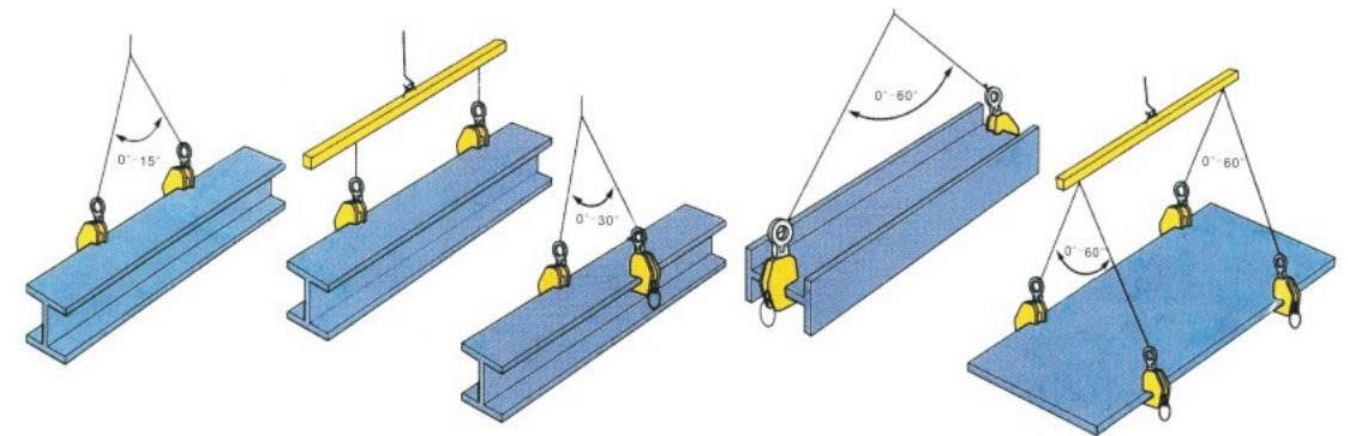
## TMG 系列锁紧式水平钢板起重钳

TMG HORIZONTAL CLAMP WITH LOCK DEVICE

**额定载荷：0.8-1.6 吨**

**Working load limit(WLL)0.8-1.6T**

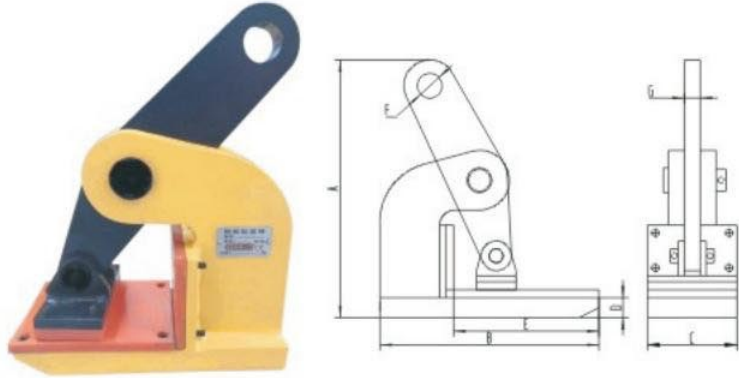
- 用途：适用于窄型I型钢和钢结构件等的水平吊运
- 采用优质低碳合金钢制造
- 吊运过程中不得碰撞被吊物
- 弹簧安全锁紧装置
- Suitable for horizontally lifting narrow L-shaped steel and various iron structures
- Manufactured from high quality carbon steel.
- Avoid snatch or shock loading.
- The spring-load tightening lock mechanism assures a positive initial clamp force.



Part No.	Model	WLL (tonnes)	Jaw Opening (mm)	Weight (kg)
RJ-0142	TMG0.8	0.8	20-53	8
RJ-0143	TMG1.6	1.6	15-45	13

## HWH 系列无痕横吊钢板起重钳

### HWH HORIZONTAL PLATE CLAMP



### 额定载荷：1-10 吨

#### Working load limit(WLL)

- 用途：适用于钢板水平吊运
- 能有效保护吊运工作表面刮痕
- 必须成对使用（2只或4只）
- 吊运过程中不得碰撞
- For horizontal lifting of steel plate
- Effective protection of scratches on lifting working surface
- Must be used in pairs(2 or 4)
- Collision is not allowed during lifting

Model	WLL(KG)	Width(mm)	A	B	C	D	E	F	G	Weight(kg)
HWH1T	1000	0-25	205	180	70	16	105	20	14	5.5
HWH2T	2000	0-45	258	220	90	20	145	25	16	7.8
HWH3T	3000	0-45	255	220	90	22	145	25	16	8.2
HWH4T	4000	0-50	280	220	100	25	145	30	20	12.8
HWH6T	6000	0-60	315	250	110	25	145	30	25	17
HWH10T	10000	20-80	437	266	110	70	150	30	25	28

## TCH 型横吊钢板起重钳

### TCH HORIZONTAL PLATE CLAMP



### 额定载荷：1-10 吨

#### Working load limit(WLL)

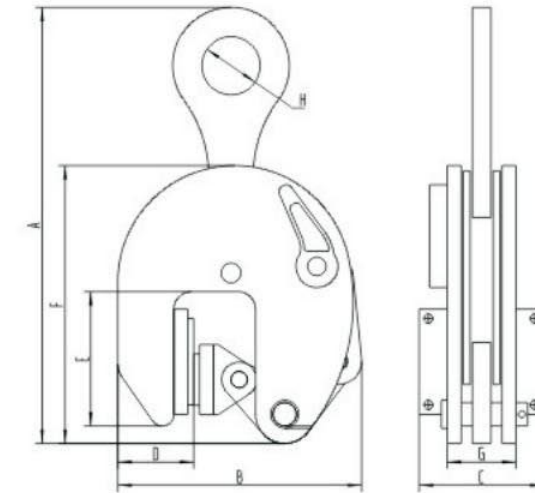
- 用途：适用于钢板的水平吊运
- 必须成对使用
- 适合一次性运送单一或层叠钢板（最小厚度为5mm）
- 本水平吊钳与双腿型吊索配合使用，适用于长度小于1500mm的钢板，如吊运面积较大或较长的钢板时，我们建议使用吊梁。

Part No.	Model	Jaw Width(mm)	Capacity(t)	Weight(kg)
30251	TCH1T	5-32	1	6
30252	TCH2T	5-32	2	5.4
30253	TCH4T	5-50	4	10
30254	TCH6T	5-75	6	24.5
30255	TCH8T	5-73	8	26.5
30256	TCH1T	5-100	10	48
30257	TCH10TL	50-150	10	52

- For horizontal lifting of steel plate
- Must be used in pairs
- For transporting single or laminated steel plates at one time (The minimum thickness is 5mm)
- The horizontal Tong is used with double leg sling, which is suitable for steel plate with length less than 1500mm, When lifting large or long steel plates, we recommend using lifting beams.

## VWH 系列无痕竖吊钢板起重钳

### VWH HORIZONTAL CLAMP WITH LOCK DEVICE



### 额定载荷：0.5-3 吨

#### Working load limit(WLL)

- 适用于钢板的垂直吊运
- 能有效保护吊运工件表面刮痕
- 吊运过程中不得碰撞
- 配有强度锁紧装置，确保不滑落
- 主要变均有特种合金钢经过高温模具锻造而成，具有高强度和耐久性
- For vertical lifting of steel plate
- Effectively protect the surface scratch of lifting workpiece
- Collision is not allowed during lifting
- Equipped with strength locking device to ensure no slipping
- The main transformer has special alloy steel forged by high temperature die, which has high strength and durability

Model	WLL(KG)	Width(mm)	A	B	C	D	E	F	G	H	Weight(kg)
WHV0.5T	500	0-25	310	170	90	54	94	198	50	42	6.3
WHV1T	1000	0-30	373	208	107	65	115	238	59	50	10.8
WHV2T	2000	0-45	474	253	107	70	142	300	59	62	18
WHV3T	3000	0-60	575	300	112	80	172	360	78	75	29

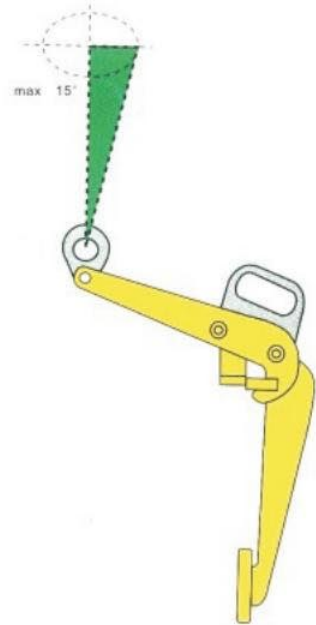
## YQC 系列油桶钳

### YQC DRUM CLAMP

#### 荷载范围：0.6 吨

Working load limit(WLL)0.6T

- 用途：适用于油桶吊运
- 可单只使用，也可组合使用
- 小型，轻便，操作简便
- For lifting, handing and transporting of (oil)drums where the drum have to stay in a horizontal position.
- The drum clamp can be used single or per pair as well.
- From a mechanics point of view,these clamps have ideal designs,which are compact,lightweight,easy to use.



Part No.	Model	WLL (tonnes)	Jaw Opening (mm)	Weight (kg)
RJ-0144	YQC0.6	0.6	0-30	5

## SL 系列双链油桶钳

### SL DRUM CLAMP

#### 额定载荷：1 吨

Working load limit(WLL)1T

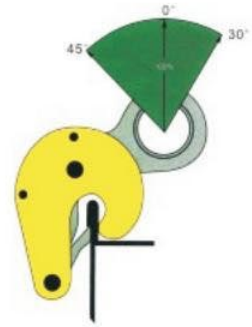
- 用途：适用于油桶横竖吊运
- 可单只使用，也可成对使用
- 自动锁紧装置，安全，可靠
- 吊运过程中不得碰撞被吊物
- 小型，轻便，操作简便
- 80级链条，超高强度
- For safe lifting and transporting of steel (oil) drums.
- With automatic locking mechanism.
- The SL steel drum clamps can be used single or per pair as well.
- Avoid snatch or shock loading.
- Clamps firmly on 2-leg Grade 80 chain ling.
- This clamp is extremely light weight and very quick and easy to use.



Part No.	Model	WLL (tonnes)	Jaw Opening (mm)	Weight (kg)
RJ-0145	SL1	1.0	0-25	3.6

## TDC 系列钢管吊钳

### TDC ROUND STOCK GRABS



#### 荷载范围：0.5 吨

Working load limit(WLL) 0.5 T


- 用途：适用于油桶吊运
  - 可单只使用，也可成对使用
  - 自动锁紧装置，安全，可靠
  - 小型，轻便，操作简便
- For safe lifting and transporting of steel (oil) drums.
  - With automatic locking mechanism.
  - The TDC steel drum clamps can be used single or per pair as well.
  - Avoid snatch or shock loading.
  - This clamp is extremely light weight and very quick and easy to use.



Part No.	Model	WLL (tonnes)	Jaw Opening (mm)	Weight (kg)
RJ-0146	TDC	0.5	0-17	1.6

## THC 系列钢管吊钳

### THC PIPE HOOK



#### 荷载范围：0.5-2 吨

Working load limit(WLL)0.5-2T

- 用途：适用于钢管及钢管制品的吊运
  - 小巧，轻便，合金钢锻造
  - 安装后无荷载状态下，放手也不易脱落
- Hook designed for lifting and handing of steel pipes and pipes made from a variety of materials.
  - The hooks are made of special steel, which are precisely tempered for extra strength and durability.
  - When mounted onto the pipe. This hook will not fall off when the operator releases his hand from the hook.

Part No.	Model	WLL (tonnes)	Jaw Opening (mm)	Weight (kg)
RJ-0147	THC0.5	0.5	16	0.5
RJ-0148	THC1	1.0	19	1.0
RJ-0149	THC2	2.0	24	2.1

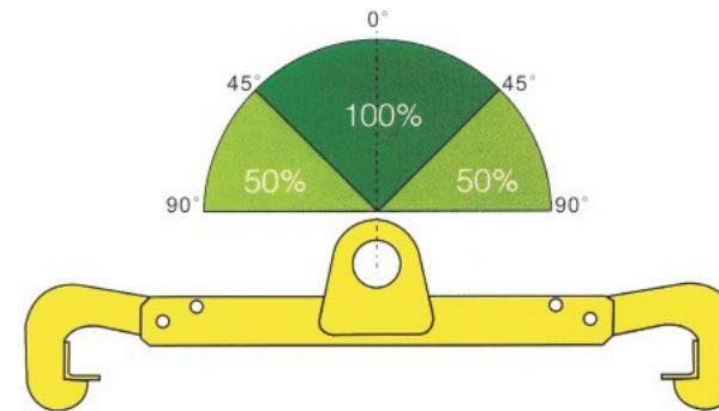
## LR 系列竖吊油桶钳

### LR VERTICAL DRUM CLAMP

#### 额定载荷：0.5 吨

Working load limit(WLL)0.5T

- 用途：适用于油桶吊运
  - 可单只使用，也可成对使用
  - 小型，轻便，操作简便
- For lifting,handing and transporting of steel (oil) drums, where the drum have to stay in a horizontal position.
  - The drum clamp can be used single or per pair as well.
  - From a mechanics point of view, these clamps have ideal designs,which are compac, lightweight, easy to use.



Part No.	Model	WLL (tonnes)	Jaw Opening (mm)	Weight (kg)
RJ-0150	LR0.5	0.5	550-600	5



## QT 系列油桶钳

### QT DRUM CLAMP



#### 荷载范围：0.2 吨

Working load limit(WLL)0.2T

- 用途：适用于油桶横竖吊运
- 可单只使用，也可成对使用
- 自动锁紧装置，安全，可靠
- 吊运过程中不得碰撞被吊物
- 小型，轻便，操作简便
- For safe lifting and transporting of steel (oil) drums.
- With automatic locking mechanism.
- The SL steel drum clamps can be used single or per pair as well.
- Avoid snatch or shock loading.
- This clamp is extremely light weight and very quick and easy to use.



Part No.	Model	WLL (tonnes)	Jaw Opening (mm)	Weight (kg)
RJ-0151	QT0.2	0.2	1-9	1.3

## YD 系列钢管吊钳

### YD ROUND STOCK GRABS



#### 额定载荷：0.5-1 吨

Working load limit(WLL)0.5-1T

- 用途：适用于钢管，圆管，水泥管等的水平吊运
- 小巧，轻便，安全
- 带有弹簧安全锁紧装置
- For horizontal lifting and transporting of steel and concrete pipes.
- They are extremely easy and simple to use and make for safe lifting.
- Available with spring automatic close device.



Part No.	Model	WLL (tonnes)	Jaw Opening (mm)	Weight (kg)
RJ-0152	YD0.5	0.5	100-120	2.5
RJ-0153	YD1	1.0	140-180	7

## YG 系列圆钢吊钳

### YG ROUND STOCK GRABS

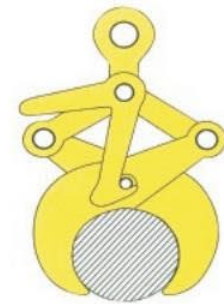
#### 额定载荷：0.5-5 吨

Working load limit(WLL)0.5-5T

- 用途：适用于钢管，圆管，水泥管等的水平吊运
- 小巧，轻便，安全
- 最大可吊运直径达320mm的管道，圆管等
- 带有安全锁紧装置
- For horizontal lifting and transporting of steel and concrete pipes.
- They are extremely easy and simple to use and make for safe lifting.
- Designed to pick up tubes, pipes and rolls or similar round stock material with a diameter of up to 320mm.
- Available with automatic open/close device.



Part No.	Model	WLL (tonnes)	Jaw Opening (mm)	Weight (kg)
RJ-0154	YG0.5	0.5	50-100	3.2
RJ-0155	YG1	1.0	50-100	4.1
RJ-0156	YG2	2.0	80-130	16
RJ-0157	YG3	3.0	120-200	32
RJ-0158	YG5	5.0	200-320	104



## YGC 系列钢轨吊钳

### YGC RAIL CLAMP

#### 荷载范围：1-3吨

Working load limit(WLL)1-3T

- 用途：适用于钢轨吊运
- 小巧，轻便，安全
- 带有安全锁紧装置
- For lifting and handing of rails.
- They are extremely easy and simple to use and make for safe lifting.
- Available with automatic open/close device.



Part No.	Model	WLL (tonnes)	Jaw Opening (mm)	Weight (kg)
RJ-0159	YGC1	1.0	20-100	8
RJ-0160	YGC3	3.0	110-135	22

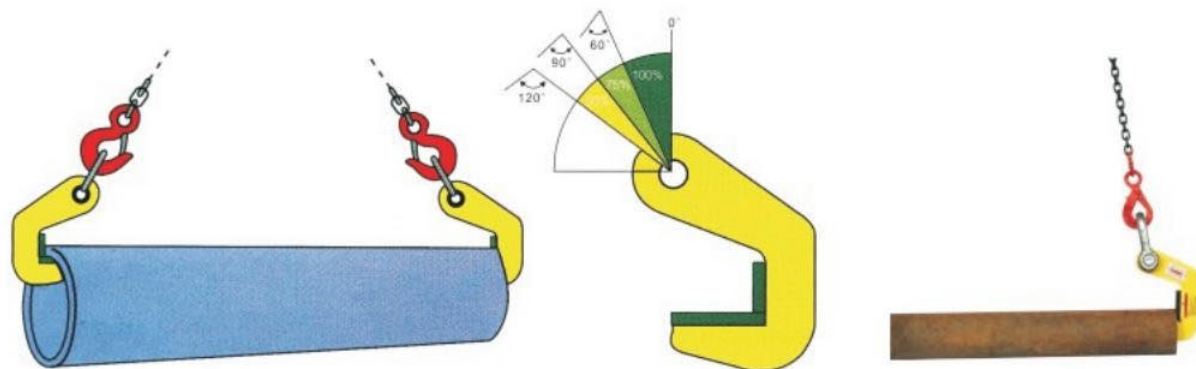
## TPH 系列无痕迹钢管吊钳

TPH PIPE PLATE CLAMP

**额定载荷：1.5-18 吨**

**Working load limit(WLL)1.5-18T**

- 用途：适用于钢管，圆管，水泥管等的水平吊运
  - 小巧，轻便，同时具有高强度
  - 表面配有特殊复合材料
  - 吊运时必须成对使用
  - 复合材料替换简便
- For horizontal lifting and transporting of steel and concrete pipes.
  - Compact shapes and relatively low own weight with a high lifting capacity.
  - The surface is equipped with "special" plastic.
  - The TPH will be delivered per pair.
  - Plastic cover is easy to change.



Part No.	Model	WLL (tonnes)	Jaw Opening (mm)	Weight (kg)
RJ-0161	TPH1.5	1.5	40	1.5
RJ-0162	TPH3	3.0	40	2
RJ-0163	TPH4	4.0	50	2.8
RJ-0164	TPH6	6.0	50	3.2
RJ-0165	TPH8	8.0	70	5
RJ-0166	TPH12	12.0	70	13
RJ-0167	TPH16	16.0	70	15.8
RJ-0168	TPH18	18.0	70	22

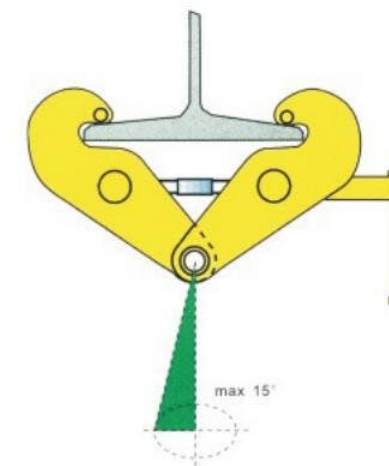
## YS/YC 系列工字钢夹钳(带卸扣)

YS/YC BEAM CLAMP

**额定载荷：1-10 吨**

**Working load limit(WLL)1-10T**

- 用途：固定于螺旋钢上支撑和起吊葫芦设备
  - 采用优质低碳合金钢制造
  - 逆时针旋螺旋轴，松开钳口，如图夹入工字钢下缘，顺时针旋螺旋纹轴，夹紧即可
  - 卸扣一体式设计
  - 严禁超载使用
- Provides a quick and versatile rigging point for hoisting equipment, pulley blocks or loads.
  - Manufactured from low-carbon high grade alloy steel.
  - Lock the spindle counter-clockwise and loosen the clamp opening. Clamp the inferior border of I-steel as the picture. Lock the spindle clockwise to clamp tightly.
  - The shackle is designed together with the body.
  - Forbidding overload



Part No.	Model	WLL (tonnes)	Jaw Opening (mm)	Weight (kg)
RJ-0169	YS/YC 1	1.0	75-220	3.8/4.2
RJ-0170	YS/YC 2	2.0	75-220	4.6/4.8
RJ-0171	YS/YC 3	3.0	80-320	9.0/9.2
RJ-0172	YS/YC 5	5.0	80-320	11.0/11.2
RJ-0173	YS/YC 10	10.0	90-320	16.0/16.2

## HWG 系列手动绞盘机

### HWG MANUAL WINCH



### 额定载荷：1200-2600 磅

#### Working load limit(WLL)1200LB-2600LB

- 用途：适用于垂直提升，水平或倾斜拽引重物
- 采用优质低碳合金钢制造
- 坚固耐用
- 手柄设计，易于操作
- 棘爪设计，安全可靠
- 摩擦片设计
- Robust-easy to use design
- Free spooling release catch
- Smooth operation
- Automatic brake
- Rapid winding facility
- Adjustable crank length for maximum mechanical advantage
- High quality gears and breaking mechanisms

Part No.	Model	Rated Capacity (lb)	Test load (KN)	Transmission ratio	Hand operated strength(N)	N.W(no wire rope) (kg)
RJ-0174	HWG12	1200	8	4.2:1	180	3.7
RJ-0175	HWG18	1800	12	5:1	190	8.1
RJ-0176	HWG26	2600	17.5	10:1	190	10.3

## MT 系列木板夹

### MT PALLET CLAMP



### 额定载荷：1-3 吨

#### Working load limit(WLL)1-3T

- 用途：适用于木托的横向拖运
- 可用叉车进行拖运
- 小型，轻便，操作简便
- For pulling loaded pallets, heavy crtes.
- Be picked up with forklift truck.
- Variable jaw width grabs pallet securely and automati-cally releases.
- From a mecnics point of view,these clamps have ideal designs, which are compact, lightweight,easy to use.

Part No.	Model	WLL (tonnes)	Jaw Opening (mm)	Weight (kg)
RJ-0177	MT1	1.0	30-100	5
RJ-0178	MT1.5	1.5	30-180	8.5
RJ-0179	MT2	2.0	30-200	11
RJ-0180	MT3	3.0	30-200	15

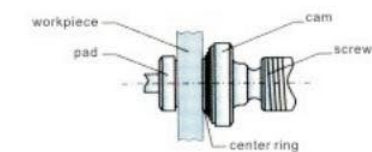
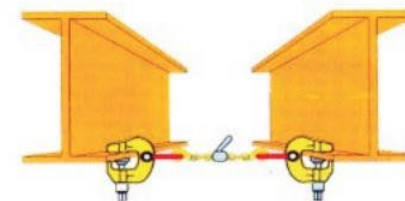
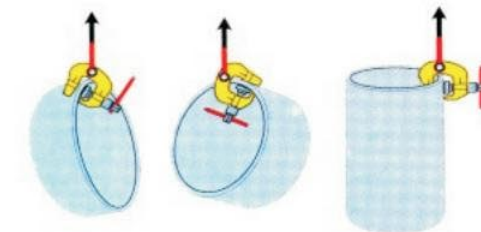
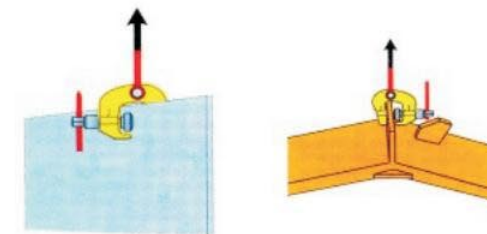
## STC 系列螺旋锁紧钳

### STC SCREW CAM CLAMP

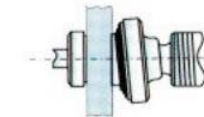
### 额定载荷：1.5-3吨

#### Working load limit(WLL)1.5-3T

- 用途：大型钢结构件和钢材的垂直和水平吊运
- 与手扳工具配合使用可以拉动大型金属件进行精确定位与排列，特别适合建筑领域
- 超强夹持力，不易松脱
- 所有部件都经过锻造而成，经久耐用
- Suitable for lifting of a large variety of different shaped steel, ranging from ssteel plates and structured steel to curved and spherical shaped steels.
- They are designed to be used in conjunction with ratchet lever hoists to align steel structures or fabrications.They are ideally suited for the construction industry.
- super strong holding force, is not easy to loose.
- forged steel parts for high strength and durability



When under the initial tightening force



When under load



Part No.	Model	WLL (tonnes)	Jaw Opening (mm)	Weight (kg)
RJ-0181	STC1.5	1.5	0-32	4
RJ-0182	STC3	3.0	0-50	6

## TBL 系列水泥夹钳

### TBL PIPE CLAMP



Lifting gear for the vertical transport of concrete pipe and culverts must be very versatile.

Most important it must be absolutely safe and easy to handle under even the harshest conditions.

The Tigrip concrete pipe lifting gear meets all these requirements it is a three-Legged lifting system for the safe and non-marring transport of concrete pipes up to a diameter of 2000mm and a load of up to 3t. The jaw capacity is designed for concrete pipe thicknesses from 40-220 mm. Attachment and removal of the clamps can be done easily due to the handle that have been incorporated into each clamp.

- solid construction
- type-tested 4 to 1 against breakage
- simple and safe handling
- large jaw capacity
- for heavy duty use
- light weight design
- service-friendly

Part No.	Model.	Capacity	Jaw capacity	Mouth depth	Pressure line	Weight
RJ-0183	TBL	1	40-120	165	100	10
RJ-0184	TBL	2	50-180	245	175	18
RJ-0185	TBL	3	70-220	290	200	30

## TBC 系列水泥夹钳

### TBC PIPE CLAMP



- For vertical lifting and transporting of concrete pipes and wells.
- The TBC clamps must always be used in pairs or per three clamps.
- Higher capacities or other jaw opening upon request.
- The moveable side is fitted with a "special" high pressure plastic surface.

Part No.	Model.	Capacity	Jaw capacity	Mouth depth	Pressure line	Weight
RJ-0186	TBC	1	40-160	200	90	11
RJ-0187	TBC	2	50-180	220	100	16

## TL 系列撬棍

### TL PIPE CLAMP CROWBAR



## 载荷范围：3-5 吨

### Working load limit(WLL)3T-5T

- 用途：适用于钢板。
- 采用低碳优质合金钢制造。
- 试验载荷为2倍最大工作载荷。
- 严禁超载使用。
- Use: TL is suitable in the steel plate
- Load range: 3-5 tons
- It is manufactured by low-carbon hi-quality alloy steel.
- Test load is the max. operation load of 2 times.
- Don't overload to use.

Part No.	Model.	Capacity	Weight
RJ-0188	TL3T	3	7.2
RJ-0189	TL5T	5	10.4

## TK 系列转盘小坦克

### TK TURNTABLE SMALL TANK



## 额定载荷：6-18 吨

### Working load limit(WLL)6-18T

- 用途：适用于货物的搬运和回转
- 采用优质低碳合金钢制造
- 轮子表面附着高强度复合材料，保证无痕迹搬运
- 搬运过程中不得碰撞被搬运物
- 必须四只成对使用
- 搬运路面须为光滑地坪
- Suitable for moving and transport heavy objects, machines and equipments.
- Manufactured from high quality carbon steel.
- Duration oiled metal wheels with polyurethan cover Avoid snatch or shock loading. Must be used in pairs for moving.
- The load can be lifted using either the roller crowbar or a jack, allowing the skates to be easily positioned.
- The skates are maintenances free and fitted with handles for ease of carrying and positioning.
- Removal of road for the smooth floor.

Part No.	Model	WLL (tonnes)per pair	Number Of Wheels (Pcs)	Weight (kg)	Package size (mm)
RJ-0190	TK6	6	4	15	320*210*110
RJ-0191	TK8	8	6	22	400*210*110
RJ-0192	TK12	12	8	29	500*210*113
RJ-0193	TK18	18	12	43	500*300*115

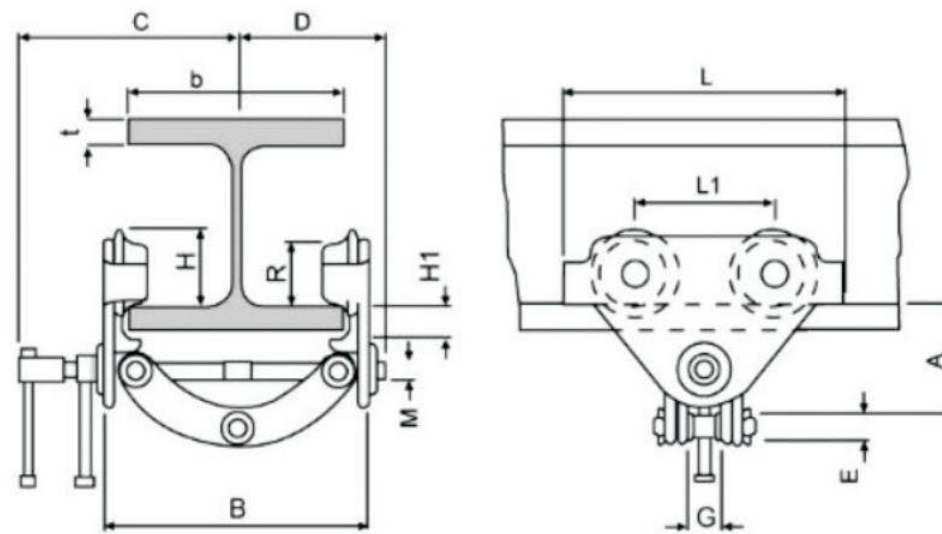
## TC 系列手推单轨行车

### TC TYPE PLAIN TROLLEY



承载1000-3000公斤易于适合高架横梁，适用于附加装置和承载重物的运输。产生特性中心螺旋轴可以快速进行调整，适应横梁宽度。中心螺旋轴和马蹄铁经过镀锌处理，增加其防腐能力。

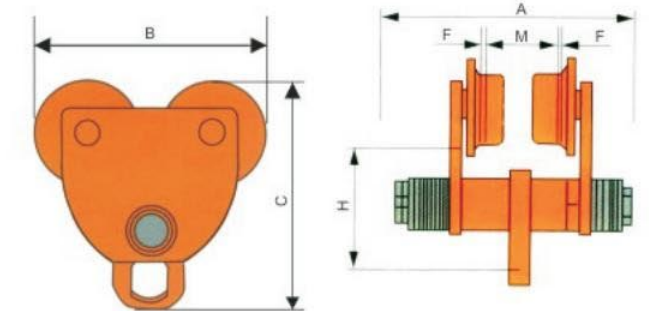
The plain trolley loading 1000-3000 kg is suitable for overhead beams to add devices and transport of loading heavy goods. The central threaded spindle can be quickly adjusted to fit the beam width. The spindle and horseshoe are zinc painted to prevent from corrosion.



Part No.	Model	Capacity (kg)	Width b(mm)	A (mm)	G (mm)	E (mm)	H1 (mm)	H (mm)	L (mm)	L1 (mm)	M (mm)	R (mm)	C (mm)	D (mm)	R (mm)	Weight (kg)
RJ-0194	TC1A	1000	61-151	81-108	26	22	20	53	160	75	M12	46	153	105	15	5.9
RJ-0195	TC2A	2000	74-200	89-154	42	20	30	71.5	260	130	M18	60	205	139	25	9.9
RJ-0196	TC2B	2000	199-300	135-190	42	20	30	71.5	260	130	M18	60	255	189	25	10.2
RJ-0197	TC3A	3000	75-200	128-171	50	22	30.5	95.5	310	150	M24	80	220	155	25	17.5
RJ-0198	TC3B	3000	200-320	150-212	50	22	30.5	95.5	310	150	M24	80	280	215	25	19.5

## GCT 系列手推单轨行车

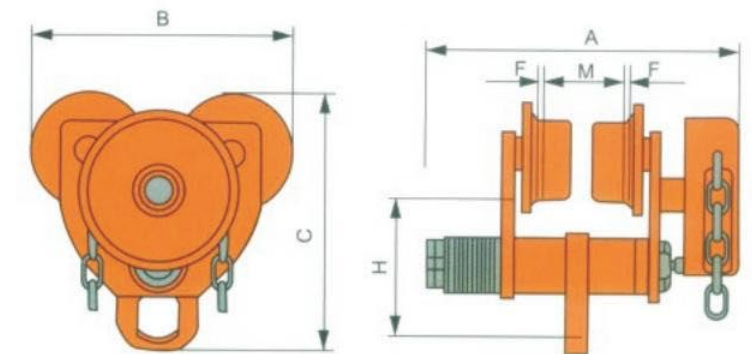
### GCT TYPE PLAIN TROLLEY



Part No.	Model	WLL (tonnes)	A	B	C	H	F	I-Beam recommended (mm)	Weight (kg)
RJ-0208	GCT1	1.0	245	206	206	109	≈3	68-100	10.4
RJ-0209	GCT2	2.0	279.5	240	243	133	≈3	94-124	17.5
RJ-0210	GCT3	3.0	344	282	321	179	≈3	116-140	27.3
RJ-0211	GCT5	5.0	402	327	393	220	≈3	142-180	38.7
RJ-0212	GCT10	10.0	362	389	490	275	≈3	142-180	70

## GCL 系列手拉单轨小车

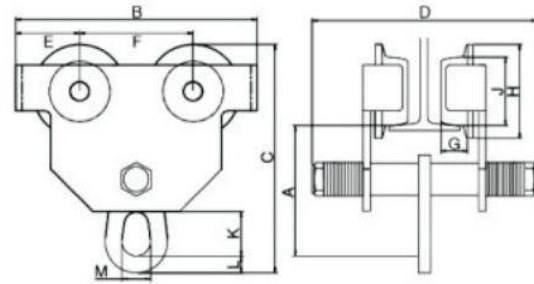
### GCL TYPE GEARED TROLLEY



Part No.	Model	WLL (tonnes)	A	B	C	H	F	I-Beam recommended (mm)	Weight (kg)
RJ-0199	GCL1	1.0	194	206	206	109	≈3	68-100	6.2
RJ-0200	GCL2	2.0	235	240	243	133	≈3	94-124	12.5
RJ-0201	GCL3	3.0	275	282	321	179	≈3	116-140	21.3
RJ-0202	GCL5	5.0	338	327	393	220	≈3	142-180	31.7
RJ-0203	GCL10	10.0	362	389	490	275	≈3	142-180	80
RJ-0204	GCL20	20.0	362	852	490	275	≈3	142-180	110
RJ-0205	GCL30	30.0	402	900	550	350	≈5	160-200	130
RJ-0206	GCL50	50.0	460	950	620	500	≈5	160-200	190

## TP 系列手推单轨行车

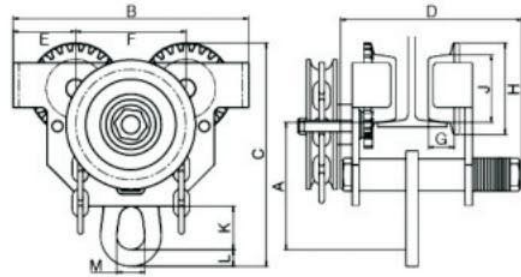
### TP TYPE PLAIN TROLLEY



Part No.	Model	Capacity(t)	Test load(t)	I-Beam Width(mm)	Weight(kg)
TP005	TP0.5T	0.5	0.75	64-110	5.5
TP010	TP1T	1	1.5	54-152	9
TP020	TP2T	2	3.0	76-165	13
TP030	TP3T	3	4.5	76-203	22
TP050	TP5T	5	7.5	88-203	36
TP100	TP10T	10	15	122-203	83

## TG 系列手拉单轨行车

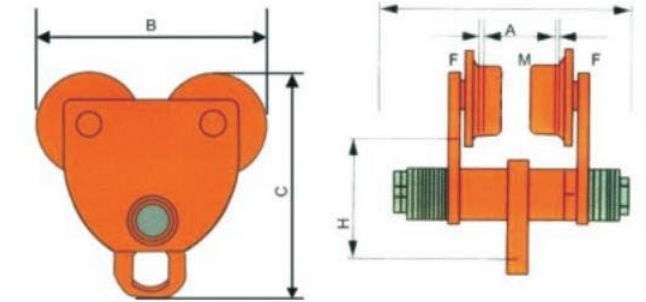
### TG TYPE GEARED TROLLEY



Part No.	Model	Capacity(t)	Test load(t)	I-Beam Width(mm)	Weight(kg)
TG005	TG0.5T	0.5	0.75	64-110	9.5
TG010	TG1T	1	1.5	54-152	12
TG020	TG2T	2	3.0	76-165	16.5
TG030	TG3T	3	4.5	76-203	25
TG050	TG5T	5	7.5	88-203	38
TG100	TG10T	10	15	122-203	93
TG200	TG20T	20	30	122-203	215
TG300	TG30T	30	45	122-300	230
TG500	TG50T	50	75	122-300	610

## TCT 系列手推单轨行车

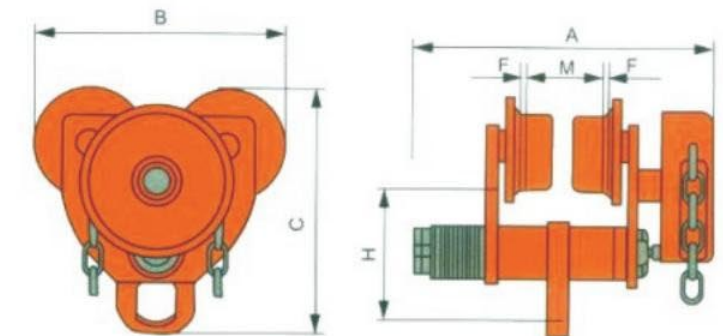
### TCT TYPE PLAIN TROLLEY



Capacity	I-Beam Width	Min.turning radius	N.W./KGS	A	B	C	H	QTY(CM)
0.5T	68-100	0.9M	4.5	220	148	180	105	23×8×15
1.0T	68-100	1M	7.0	220	148	204	121	23×10×18
2.0T	94-124	1.1M	12.1	245	172	231	132	27×11×20
3.0T	116-140	1.3M	19.3	235	206	270	153	27×12×22
5.0T	142-180	1.4M	32	285	242	335	195	37×15×27
10T	142-180	1.7M	66	325	385	450	280	39×18×32

## TCL 系列手拉单轨行车

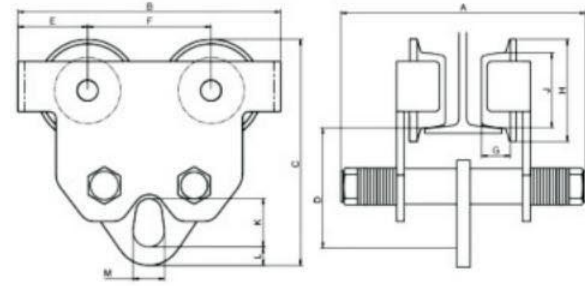
### TCL TYPE GEARED TROLLEY



Capacity	I-Beam Width	Min.turning radius	N.W./KGS	A	B	C	H	QTY(CM)
0.5T	68-100	0.9M	8.5	252	148	180	105	25×22×16
1.0T	68-100	1M	10.7	252	148	204	121	27×24×18
2.0T	94-124	1.1M	16.2	287	172	231	132	29×26×20
3.0T	116-140	1.3M	23.5	285	206	270	153	29×30×24
5.0T	142-180	1.4M	37	345	242	335	195	33×38×26
10T	142-180	1.7M	71	400	385	450	280	41×49×33

## MP 系列手推单轨行车

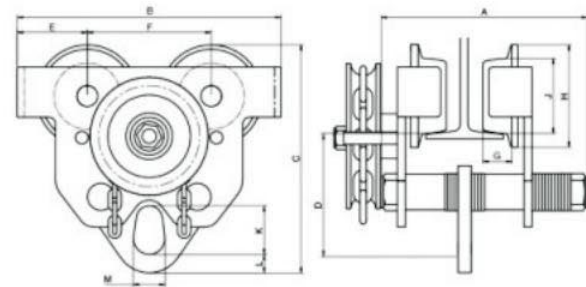
### MP TYPE PLAIN TROLLEY



Part No.	Model	Capacity(t)	Test load(t)	I-Beam Width A(mm)	I-Beam Width B(mm)	Weight(kg)	
						A	B
MP005	MP0.5T	0.75	0.75	50-152	50-203	6	6.5
MP010	MP1T	1	1.5	64-203	64-305	11.5	13
MP020	MP2T	2	3.0	88-203	88-305	18	20
MP030	MP3T	3	4.5	100-203	100-305	30	34
MP050	MP5T	5	7.5	114-203	114-305	40	46
MP100	MP10T	10	15	124-203	124-305	82	89

## MG 系列手拉单轨行车

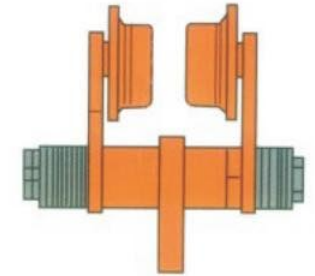
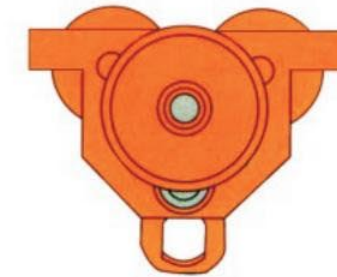
### MG TYPE GEARED TROLLEY



Part No.	Model	Capacity(t)	Test load(t)	I-Beam Width A(mm)	I-Beam Width B(mm)	Weight(kg)	
						A	B
MG005	MG0.5T	0.75	0.75	50-152	50-203	10	10.5
MG010	MG1T	1	1.5	64-203	64-305	14.5	16
MG020	MG2T	2	3.0	88-203	88-305	22	24
MG030	MG3T	3	4.5	100-203	100-305	30	38
MG050	MG5T	5	7.5	114-203	114-305	47	53
MG100	MG10T	10	15	124-203	124-305	88	94
MG200	MG20T	20	30	136-203	136-305	165	215
MG300	MG30T	30	45	-	175-305	-	230
MG500	MG50T	50	75	-	175-305	-	610

## ATP 系列手推单轨行车

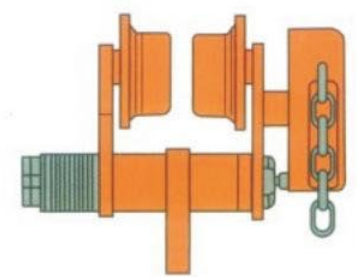
### ATP TYPE PLAIN TROLLEY



Part No.	Model	WLL (tonnes)	I-Beam recommended (mm)	Weight (kg)
RJ-0204	ATP1	1.0	64-220	6.8
RJ-0205	ATP2	2.0	88-220	13
RJ-0206	ATP3	3.0	102-220	22
RJ-0207	ATP5	5.0	114-220	33

## ATG 系列手拉单轨行车

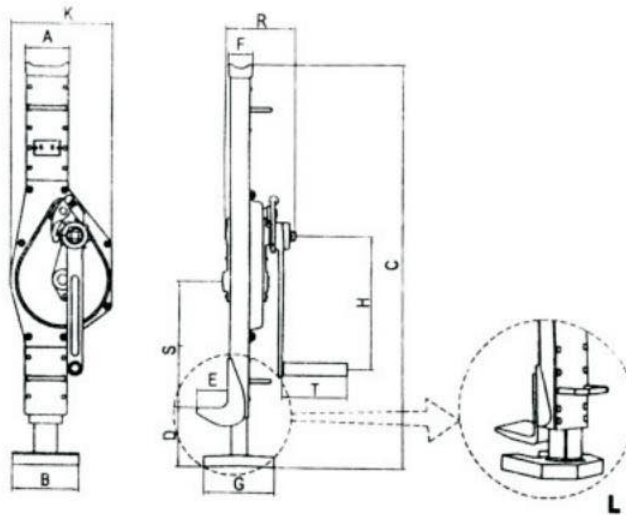
### ATG TYPE GEARED TROLLEY



Part No.	Model	WLL (tonnes)	I-Beam recommended (mm)	Weight (kg)
RJ-0216	ATG1	1.0	64-220	10.8
RJ-0217	ATG2	2.0	88-220	19
RJ-0218	ATG3	3.0	102-220	28
RJ-0219	ATG5	5.0	114-220	39
RJ-0220	ATG10	10.0	120-320	70
RJ-0221	ATG20	20.0	120-320	115
RJ-0222	ATG30	30.0	120-320	139
RJ-0223	ATG50	50.0	120-320	220

## 手摇拷顶

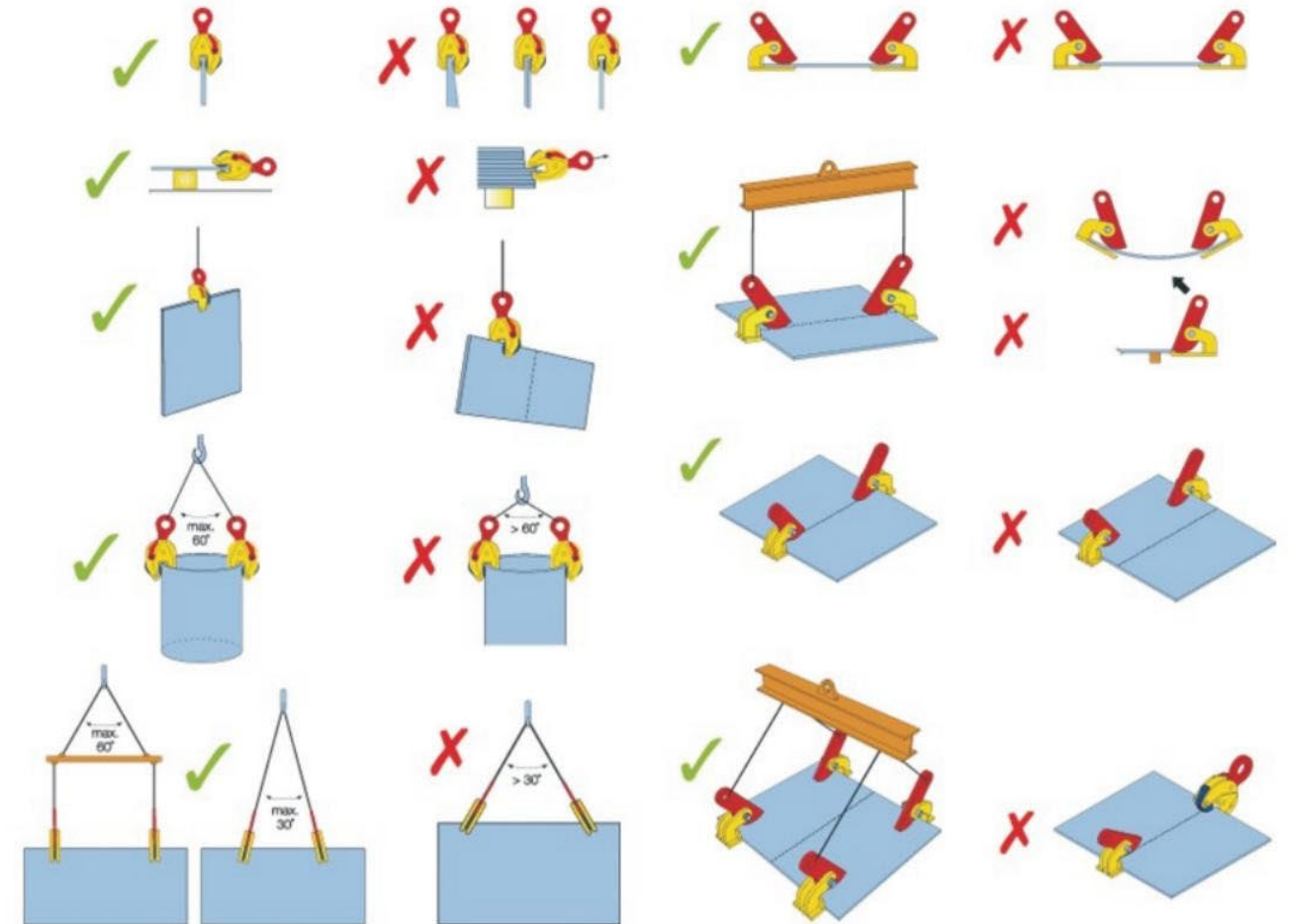
### MECHANICAL JACK



Part No	RJ-0235	RJ-0236	RJ-0237	RJ-0238	RJ-0239	RJ-0240	RJ-0241	
Item No	1.5T	3T	5T	10T	16T	20T	25T	
Rated Capacity/T	1.5	3	5	10	16	20	25	
Test Capacity/KN	16.5	33	55	110	176	220	275	
Chain shake to lift full load/N	190	196	235	431	580	650	750	
main measurement (MM)	A	77	83	105	120	153	153	
	B	100	130	145	145	150	150	
	C	605-905	715-1085	730-1080	795-1160	820-1140	865-1180	950-1360
	D	55-355	60-430	70-420	83-448	100-410	100-410	110-520
	E	55	60	70	80	85	85	85
	F	40	45	68	73	90	90	90
	G	110	135	170	170	182	182	230
	H	225	285	285	330	360	360	360
	K	121	200	190	252	275	275	388
	R	119	140	155	185	210	224	200
S	185	230	220	220	202	202	205	
T	126	126	126	255	255	255	255	
Net weight /KG	10.7	21.3	27	47	64.5	72	93	

## Safely lifting

- The lifting clamps are suitable for lifting and transporting of steel plates with a maximum hardness of 37 Hrc (345 HB, 1166 N/mm<sup>2</sup>).
- The lifting clamps are suitable for usage in normal atmospheric conditions, between -40°C en +100°C.
- Never overload a clamp and prevent the jerking of loads.
- When loading always use the whole jaw depth.
- Never lift more than one plate at the same time.
- Always keep your distance during lifting and descending of a load.
- Prevent situations that anybody is under the load.
- Any welding to the clamp is forbidden, this can influence the hardness and toughness of the clamp.



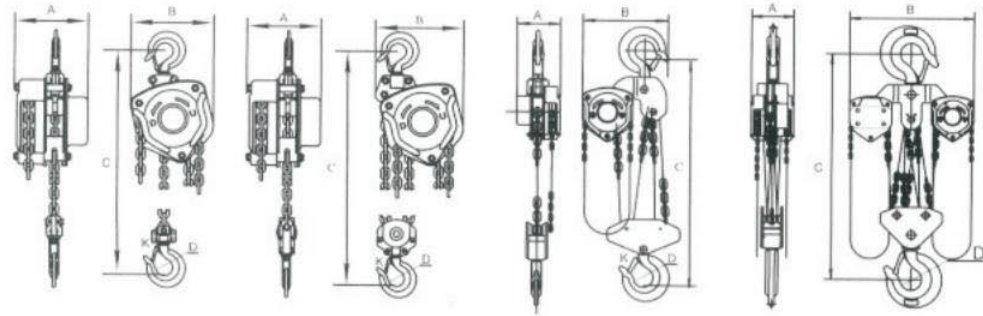


## HSZ-U626 型手拉葫芦

### HSZ-U626 Series Manual Chain Block



- 专利产品，仿冒必究
- 本型号产品可以360°任意拉动
- 本型号产品带轴承、手拉力更轻
- 本产品可带限载器
- Patent of invention, all rights reserved
- This type can be used in 360 degrees
- This type is equipped with axletree and can reduce hand pulling force. Patent model with revolutionary design
- Special designed top hook can backout easily and can be installed with trolley directly
- Premium grade alloy load chain and zinc plated hand chain as standard
- Drop-forged and expertly heat treated hooks for great strength and long wearing
- Capacity ranges from 0.5t to 20t, heavy duty 30t, 50t is available
- The hooks are fitted with robust safety latches and rotate 360°.
- Can carry overload limiter



0.25T-2T      3T-5T      10T-15T      20T-50T

规格型号/Model		U626-0.25t	U626-0.5t	U626-1.0t	U626-1.5t	U626-2.0t	U626-3.0t	U626-3.0t	U626-5.0t	U626-10t	U626-15t	U626-20t	U626-30t	U626-50t
额定载荷/Capacity	tons	0.25	0.5	1	1.5	2	3	3	5	10	15	20	30	50
起升高度/Standard lift	m	2.5	2.5	2.5	2.5	2.5	3	3	3	3	3	3	3	3
试验载荷/Running test load	KN	3.75	7.5	15	22.5	30	45	45	75	150	225	300	450	750
手拉力/Effort required to lift rated load	N	220	250	285	380	340	370	370	370	380	380	390*2	390*2	390*2
手拉链规格/Diameter of hand chain	mm	3*15		5*23.6										
链条行数/Strands of load chain		1	1	1	1	1	2	1	2	4	6	8	12	22
链条规格/Diameter of load chain	mm	4*12	6*18	6*18	8*24	8*24	8*24	10	10*30	10*30	10*30	10*30	10*30	10*30
主要尺寸 Dimensions (mm)	A	102	132	132	173	175	205	189	189	189	200	200	350	430
	B	106	148	148	196	210	255	280	280	463	718	840	700	930
	C	260	345	376	442	470	548	620	688	765	900	950	1020	1920
	D	21	35	35	45	50	55	55	65	75	95	106	110	130
	K	20	23	23	33	35	39	40	45	54	71	82	85	130
净重/Net weight	kg	3.8	10	11.8	16.5	18.5	24	27	41.1	78	135	192	300	1120
包装尺寸/Packing measurement	cm	20*15*12	37*17*18	32*20*21	37*20*24	37*20*24	37*25*24		40*26*28	54*35*47	88*40*65	88*40*65	95*45*70	1300*1000*800
每米加重量/Extra weight per metre of extra lift	kg	0.37	1.5	1.8	2.4	2.4	3.7	3	5.4	9.8	14.7	19.6	28.5	50.5

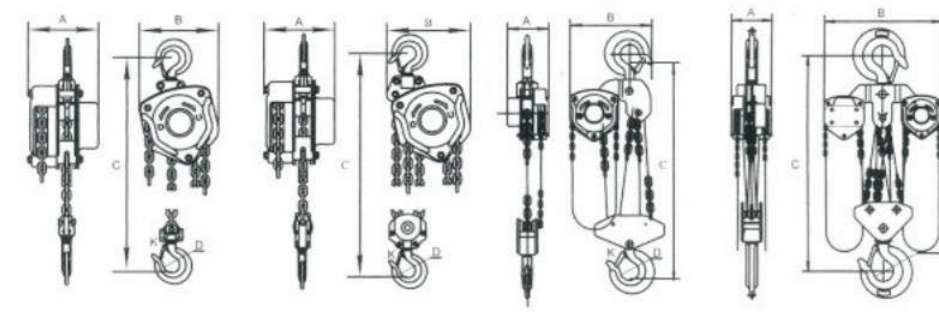
## HSZ-U630 型手拉葫芦

### HSZ-U630 Series Manual Chain Block

- 专利产品，仿冒必究
- 本型号产品可以360°任意拉动
- 本型号产品带轴承、手拉力更轻
- 本产品可带限载器



- Patent of invention, all rights reserved
- This type can be used in 360 degrees
- This type is equipped with axletree and can reduce hand pulling force. Patent model with revolutionary design
- Special designed top hook can backout easily and can be installed with trolley directly
- Premium grade alloy load chain and zinc plated hand chain as standard
- Drop-forged and expertly heat treated hooks for great strength and long wearing
- Capacity ranges from 0.5t to 20t, heavy duty 30t, 50t is available
- The hooks are fitted with robust safety latches and rotate 360°.
- Can carry overload limiter



0.25T-2T      3T,5T      10T,15T      20T-50T

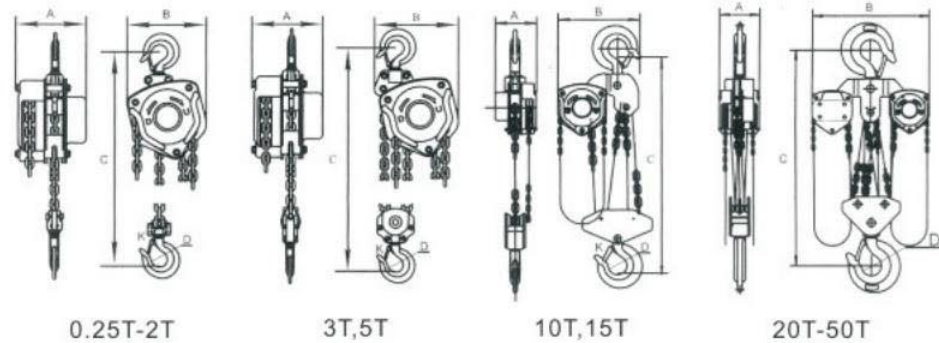
规格型号/Model		U630-0.5t	U630-1.0t	U630-1.5t	U630-2.0t	U630-3.0t	U630-5.0t	U630-10t	U630-15t	U630-20t	U630-30t	U630-50t
额定载荷/Capacity	tons	0.5	1	1.5	2	3	5	10	15	20	30	50
起升高度/Standard lift	m	2.5	2.5	2.5	2.5	3	3	3	3	3	3	3
试验载荷/Running test load	KN	7.5	15	22.5	30	45	75	150	225	300	45	75
手拉力/Effort required to lift rated load	N	250	285	380	340	370	370	380	380	390*2	390*2	390*2
手拉链规格/Diameter of hand chain	mm	5*23.6										
链条行数/Strands of load chain		1	1	1	1	2	2	4	6	8	12	22
链条规格/Diameter of load chain	mm	6*18	6*18	8*24	8*24	8*24	10*30	10*30	10*30	10*30	10*30	10*30
主要尺寸 Dimensions (mm)	A	132	132	173	175	205	189	189	200	200	350	430
	B	148	148	196	210	255	280	463	718	840	700	930
	C	345	376	442	470	548	688	765	900	950	1020	1920
	D	35	35	45	50	55	65	75	95	106	110	130
	K	23	23	33	35	39	45	54	71	82	85	130
净重/Net weight	kg	11	12.2	16.5	19.5	24	41.1	78	135	192	300	1120
包装尺寸/Packing measurement	cm	37*17*18	32*20*21	37*20*24	37*20*24	37*25*24	40*26*28	54*35*47	88*40*65	88*40*65	95*45*70	1300*1000*800
每米加重量/Extra weight per metre of extra lift	kg	1.5	1.8	2.4	2.4	3.7	5.4	9.8	14.7	19.6	28.5	50.5

## HSZ-U636 型手拉葫芦

### HSZ-U636 Series Manual Chain Block



- 专利产品，仿冒必究
- 本型号产品可以360°任意拉动
- 本型号产品带轴承、手拉力更轻
- 本产品可带限载器
- Patent of invention, all rights reserved
- This type can be used in 360 degrees
- This type is equipped with axletree and can reduce hand pulling force. Patent model with revolutionary design
- Special designed top hook can backout easily and can be installed with trolley directly
- Premium grade alloy load chain and zinc plated hand chain as standard
- Drop-forged and expertly heat treated hooks for great strength and long wearing
- Capacity ranges from 0.5t to 20t, heavy duty 30t, 50t is available
- The hooks are fitted with robust safety latches and rotate 360°.
- Can carry overload limiter



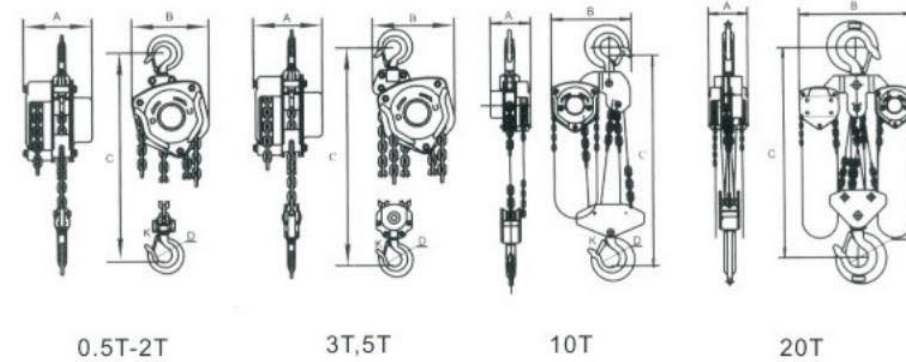
规格型号/Model		U636-0.5t	U636-1.0t	U636-1.5t	U636-2.0t	U636-3.0t	U636-5.0t	U636-10t	U636-15t	U636-20t	U636-30t	U636-50t
额定载荷/Capacity	tons	0.5	1	1.5	2	3	5	10	15	20	30	50
起升高度/Standard lift	m	2.5	2.5	2.5	2.5	3	3	3	3	3	3	3
试验载荷/Running test load	KN	7.5	15	22.5	30	45	75	150	225	300	45	75
手拉力/Effort required to lift rated load	N	250	285	380	340	370	370	380	380	390*2	390*2	390*2
手拉链规格/Diameter of hand chain	mm	5*23.6										
链条行数/Strands of load chain		1	1	1	1	2	2	4	6	8	12	22
链条规格/Diameter of load chain	mm	6*18	6*18	8*24	8*24	8*24	10*30	10*30	10*30	10*30	10*30	10*30
主要尺寸 Dimensions (mm)	A	132	132	173	175	205	189	189	200	200	350	430
	B	148	148	196	210	255	280	463	718	840	700	930
	C	345	376	442	470	548	688	765	900	950	1020	1920
	D	35	35	45	50	55	65	75	95	106	110	130
	K	23	23	33	35	39	45	54	71	82	85	130
净重/Net weight	kg	11	12.2	16.5	19.5	24	41.1	78	135	192	300	1120
包装尺寸/Packing measurement	cm	37*17*18	32*20*21	37*20*24	37*20*24	37*25*24	40*26*28	54*35*47	88*40*65	88*40*65	95*45*70	1300*1000*800
每米加重量/Extra weight per metre of extra lift	kg	1.5	1.8	2.4	2.4	3.7	5.4	9.8	14.7	19.6	28.5	50.5

## HSZ-U618 型手拉葫芦

### HSZ-U618 Series Manual Chain Block



- 本型号为经济型手拉葫芦
- Load limiter is available at extra cost
- Low effort to lift maximum load
- Automatic double pawl braking system
- Premium grade alloy load chain and zinc plated hand chain as standard
- Drop-forged and expertly heat treated hooks for great strength and long wearing
- Capacity ranges from 0.5t to 20t, heavy duty 30t, 50t is available



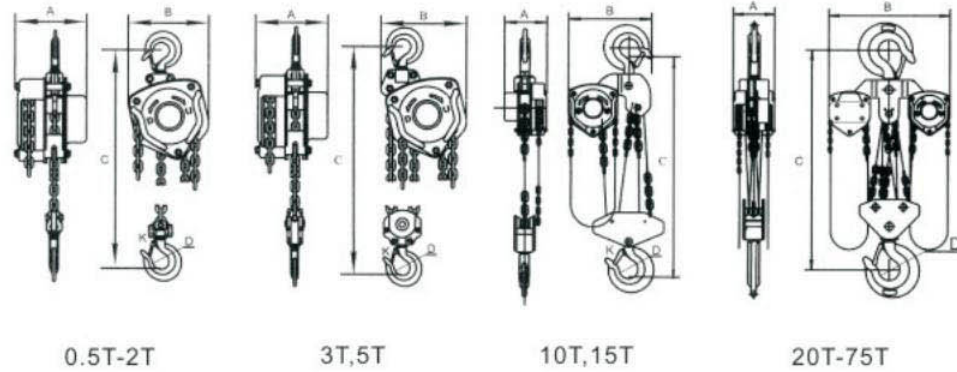
规格型号/Model		U618-0.5t	U618-1t	U618-1.5t	U618-2t	U618-3t	U618-5t	U618-10t	U618-20t
额定载荷/Capacity	tons	0.5	1	1.5	2	3	5	10	20
起升高度/Standard lift	m	2.5	2.5	2.5	3	3	3	3	3
试验载荷/Running test load	KN	7.5	15	22.5	30	45	75	150	300
手拉力/Effort required to lift rated load	N	220	305	340	410	340	415	415	415*2
手拉链规格/Diameter of hand chain	mm	5*25							
链条行数/Strands of load chain		1	1	1	1	2	2	4	8
链条规格/Diameter of load chain	mm	6	6	8	8	8	10	10	10
主要尺寸 Dimensions (mm)	A	113	126	141	141	142	163	163	191
	B	125	147	183	183	183	215	404.5	595
	C	255	306	368	368	486	6160	750	1000
	D	36	40	45	50	58	64	85	110
	K	30	34	38	41	48	52	64	85
净重/Net weight	kg	8.5	11	18	18	27	42	83	193
包装尺寸/Packing measurement	cm	25*18*13.5	25*20*14.7	33*25*16	33*25*16	33*27*16	43*34*19	50*41*21	64*38*64
每米加重量/Extra weight per metre of extra lift	kg	1.7	1.7	2.3	2.3	3.7	5.6	9.7	19.4

## HSZ-U619 型手拉葫芦

### HSZ-U619 Series Manual Chain Block



- 本款为欧州款式，整体式罩壳更耐用
- European model
- One of best selling hoist
- Capacity ranges from 0.5t to 20t, heavy duty 30t, 50t is available
- Heavy duty and compact design to meet all pertinent world standard
- Reliable disc brake, premium grade alloy load chain and zinc plated hand chain as standard
- Drop-forged and expertly heat treated hooks for great strength and long wearing
- HSZ series chain block has the funtion of over load protection

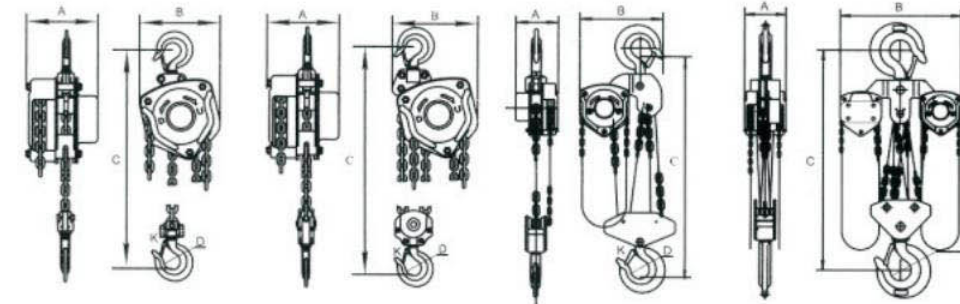


规格型号/Model		U619-0.5t	U619-1t	U619-1.5t	U619-2t	U619-3t	U619-3t	U619-5t	U619-7.5t	U619-10t	U619-15t	U619-20t	U619-30t	U619-50t	U619-75t
额定载荷/Capacity	tons	0.5	1	1.5	2	3	3	5	7.5	10	15	20	30	50	75
起升高度/Standard lift	m	3	3	3	3	3	3	3	3	3	3	3	3	3	3
试验载荷/Running test load	KN	7.5	15	22.5	30	45	45	62.5	112.5	150	225	300	450	750	1125
手拉力/Effort required to lift rated load	N	225	300	310	300	350	350	400	415	415	420	450*2	450*2	450*2	450*2
手拉链规格/Diameter of hand chain	mm	5*23.6													
链条行数/Strands of load chain		1	1	1	2	2	1	2	3	4	6	8	12	22	30
链条规格/Diameter of load chain	mm	6	6	8	8	8	10	10	10	10	10	10	10	10	10
主要尺寸 Dimensions (mm)	A	132	152	152	152	152	181	189	189	189	194	224	330	410	570
	B	152	157	180	170	207	253	267	380	380	400	440	680	900	900
	C	315	355	375	405	500	636	680	650	750	880	940	1000	1950	2100
	D	34	38	48	48	50	64	57	72	80	85	106	110	130	180
	K	27	27	36	36	38	48	48	47	54	58	70	85	130	160
净重/Net weight	kg	8.5	11	14.5	16.5	23	28	39.5	44	65	102	156	225	1085	1600
包装尺寸/Packing measurement	cm	24.5*19*18	26*19*19	30.5*21*19	30.5*21*19	34*24*19	34*24*19	49*29*23	47*42*23	47*42*23	97*48*23	80*70*23	88*78*42	160*130*75	160*130*90
每米加重量/Extra weight per metre of extra lift	kg	1.3	1.6	2.2	2.2	3.7	3.0	4.0/5.3	7.5	9.6	14	19.3	28.3	50	68

## HSZ-U622 型手拉葫芦

### HSZ-U622 Series Manual Chain Block

- 本款为日本款式
- Japan Model
- Load limiter is available at extra cost
- Low effort to lift maximum load
- Automatic double pawl braking system
- Premium grade alloy load chain and zinc plated hand chain as standard
- Drop-forged and expertly heat treated hooks for great strength and long wearing
- Capacity ranges from 0.5t to 75t
- HSZ series chain block has the funtion of over load protection



规格型号/Model		U622-0.5t	U622-1t	U622-1.5t	U622-2t	U622-3t	U622-3t	U622-5t	U622-7.5t	U622-10t	U622-15t	U622-20t	U622-30t	U622-50t	U622-75t
额定载荷/Capacity	tons	0.5	1	1.5	2	3	3	5	7.5	10	15	20	30	50	75
起升高度/Standard lift	m	3	3	3	3	3	3	3	3	3	3	3	3	3	3
试验载荷/Running test load	KN	7.5	15	22.5	30	45	45	62.5	112.5	150	225	300	450	750	1125
手拉力/Effort required to lift rated load	N	225	300	310	300	350	350	400	415	415	420	450*2	450*2	450*2	450*2
手拉链规格/Diameter of hand chain	mm	5*23.6													
链条行数/Strands of load chain		1	1	1	2	2	1	2	3	4	6	8	12	22	30
链条规格/Diameter of load chain	mm	6	6	8	8	8	10	10	10	10	10	10	10	10	10
主要尺寸 Dimensions (mm)	A	132	152	152	152	152	181	189	189	189	194	224	330	410	570
	B	152	157	180	170	207	253	267	380	380	400	440	680	900	900
	C	315	355	375	405	500	636	680	650	750	880	940	1000	1950	2100
	D	34	38	48	48	50	64	57	72	80	85	106	110	130	180
	K	27	27	36	36	38	48	48	47	54	58	70	85	130	160
净重/Net weight	kg	8.5	11	14.5	16.5	23	28	39.5	44	65	102	156	225	1085	1600
包装尺寸/Packing measurement	cm	24.5*19*18	26*19*19	30.5*21*19	30.5*21*19	34*24*19	34*24*19	49*29*23	47*42*23	47*42*23	97*48*23	80*70*23	88*78*42	160*130*75	160*130*90
每米加重量/Extra weight per metre of extra lift	kg	1.3	1.6	2.2	2.2	3.7	3.0	4.0/5.3	7.5	9.6	14	19.3	28.3	50	68



## HSH-U619 型手扳葫芦

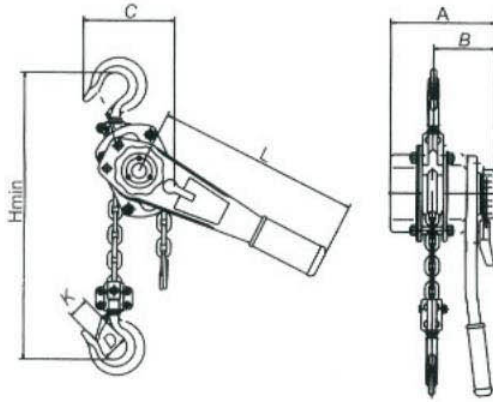
### HSH-U619 Series Lever Block

0.75-9t

0.25-0.5t



- 德国自由滑落式
- 铝合金手扳 0.25-0.5t
- Germany model
- Chromed hand wheel
- Load limiter is available at extra cost
- High quality materials ensure light weight without infringing reliability
- Low weight, small mounting sizes and small lever forces at full load
- Hand lever operates with little effort due to optional gear ratio
- Premium grade alloy load chain
- Drop-forged and expertly heat treated hooks for great strength and long wearing
- Capacity ranges from 0.25t to 9t
- Different lifting length is available at requirement



规格型号/Model		U619-0.25t	U619-0.5t	U619-0.75t	U619-1t	U619-1.5t	U619-2t	U619-3t	U619-6t	U619-9t
额定载荷/Capacity	tons	0.25	0.5	0.75	1	1.5	2	3	6	9
起升高度/Standard lift	m	1.5	1.5	1.5	1.5	1.5	1.5	1.5	1.5	1.5
试验载荷/Running test load	KN	3.75	7.5	11.0	15	22.0	25	37.5	75	112.5
手扳力/Effort required to lift rated load	N	120	240	140	140	220	240	320	340	360
链条行数/Strands of load chain		1	1	1	1	1	1	1	2	3
链条规格/Diameter of load chain	mm	4	4	6	6	8	8	10	10	10
主要尺寸 Dimensions (mm)	A	100	100	148	148	172	172	200	200	200
	B	65	65	90	90	98	98	115	115	115
	C	75	75	136	136	160	160	180	235	320
	D	35	35	40	40	45	45	58	64	85
	H	240	240	325	325	380	380	480	620	700
	L	160	160	280	280	410	410	410	410	410
	K	25	25	34	34	38	38	48	52	58
净重/Net weight	kg	2.3	2.3	7	7	11	11.8	17.5	28.5	45
包装尺寸/Packing measurement	cm	33*12*9	33*12*9	36*12.5*16	50*13.5*19	50*13.5*19	54*17*21.5	54*17*21.5	54*28*21.5	82*32*21.5
每米加重量/Extra weight per metre of extra lift	kg	0.35	0.35	0.8	1.4	1.4	1.4	2.2	4.4	6.6

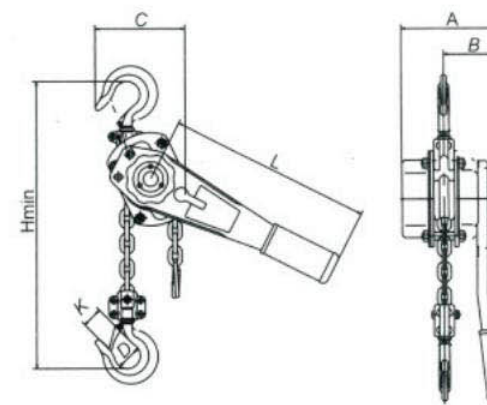
## HSH-U620 型手扳葫芦

### HSH-U620 Series Lever Block

日本脱开式

Japan Model

- Compact design and robust, deep drawn, stamped steel construction
- High quality materials ensure light weight without infringing reliability
- Low weight, small mounting sizes and small lever forces at full load
- Hand lever operates with little effort due to optional gear ratio
- Premium grade alloy load chain
- Drop-forged and expertly heat treated hooks for great strength and long wearing
- Capacity ranges from 0.75t to 9t
- Different lifting length is available at requirement



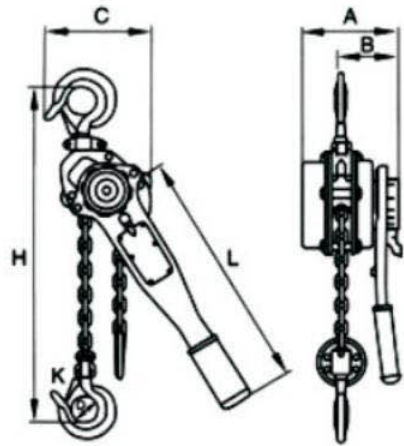
规格型号/Model		U620-0.75t	U620-1t	U620-1.5t	U620-2t	U620-3t	U620-6t	U620-9t
额定载荷/Capacity	tons	0.75	1	1.5	2	3	6	9
起升高度/Standard lift	m	1.5	1.5	1.5	1.5	1.5	1.5	1.5
试验载荷/Running test load	KN	11.25	15	22.5	30	45	90	112.5
手扳力/Effort required to lift rated load	N	140	185	230	251	385	385	390
链条行数/Strands of load chain		1	1	1	1	1	2	3
链条规格/Diameter of load chain	mm	6	6	7.1	8	10	10	10
主要尺寸 Dimensions (mm)	A	153	153	166	175	195	195	195
	B	96	96	100	105	112	112	112
	C	130	130	150	160	202	242	312
	D	38	38	48	48	50	65	81
	H	295	295	335	385	450	550	660
	L	315	315	365	368	365	365	365
	K	27	27	36	36	38	48	54
净重/Net weight	kg	7.5	7.5	9.5	15.5	16.5	27	40
包装尺寸/Packing measurement	cm	33*16*13	33*16*13	43*18.5*16	44*19*17	48*22*23	53*21*21	82*32*21.5
每米加重量/Extra weight per metre of extra lift	kg	0.8	0.8	1.1	1.4	2.2	4.4	6.6

## HSH-U622 型手扳葫芦

### HSH-U622 Series Lever Block



- Germany model
- Chromed hand wheel
- Load limiter is available at extra cost
- High quality materials ensure light weight without infringing reliability
- Low weight, small mounting sizes and small lever forces at full load
- Hand lever operates with little effort due to optional gear ratio
- Premium grade alloy load chain
- Drop-forged and expertly heat treated hooks for great strength and long wearing
- Capacity ranges from 0.75t to 9t
- Different lifting length is available at requirement



规格型号/Model		U622-0.75t	U622-1t	U622-1.5t	U622-2t	U622-3t	U622-6t	U622-9t
额定载荷/Capacity	tons	0.75	1	1.5	2	3	6	9
起升高度/Standard lift	m	1.5	1.5	1.5	1.5	1.5	1.5	1.5
试验载荷/Running test load	KN	11	15	22.5	25	37.5	75	112.5
手扳力/Effort required to lift rated load	N	140	140	220	240	320	340	360
链条行数/Strands of load chain		1	1	1	1	1	2	3
链条规格/Diameter of load chain	mm	6	6	8	8	10	10	10
主要尺寸 Dimensions (mm)	A	148	148	172	172	200	200	200
	B	90	90	98	98	115	115	115
	C	136	136	160	160	180	235	330
	D	40	40	44	46	50	64	85
	H	320	320	380	380	480	600	700
	L	255	255	365	365	365	365	365
	K	27	27	34	36	38	48	57
净重/Net weight	kg	7	7	10	11.8	17.5	28.5	45
包装尺寸/Packing measurement	cm	32*16*16	32*16*16	44*18*17	44*18*17	46*20*19	49*20*22	56*32*23
每米加重量/Extra weight per metre of extra lift	kg	0.8	0.8	1.1	1.4	2.2	4.4	6.6

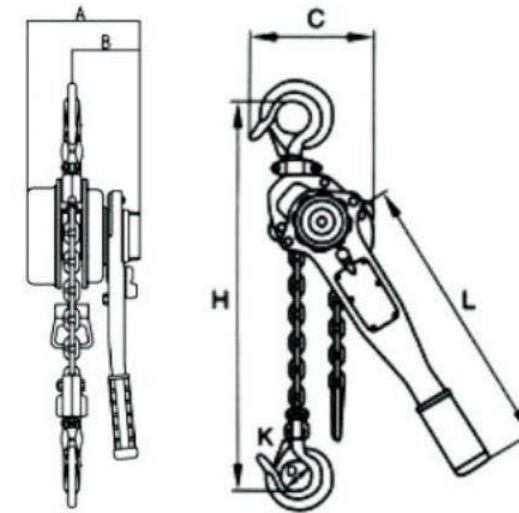
## HSH-U630 型手扳葫芦

### HSH-U630 Series Lever Block

Australian Model

Our company's latest products. T622 Series lever block. Compared with common products, they have the following characteristics.

1. Wide hook opening and dimension.
2. More powerful level body.
3. Stronger.
4. Bottom hook with the bottom hook is equipped with bearing




规格型号/Model		U630-0.75t	U630-1.5t	U630-3t	U630-6t	U630-9t
额定载荷/Capacity	tons	0.75	1.5	3	6	9
起升高度/Standard lift	m	1.5	1.5	1.5	1.5	1.5
试验载荷/Running test load	KN	11	22.5	37.5	75	112.5
手拉力/Effort required to lift rated load	N	320	380	480	600	740
链条行数/Strands of load chain		1	1	1	2	3
链条规格/Diameter of load chain	mm	Φ6*18	Φ8*24	Φ10*30	Φ10*30	Φ10*30
主要尺寸 Dimensions (mm)	A	148	172	200	200	200
	B	90	98	115	115	115
	C	136	160	180	235	335
	D	40	52	60	68	85
	K	28	38	42	50	57
	L	250	300	375	375	375
	净重/Net weight	kg	7.4	11.6	20	29.4
包装尺寸/Packing measurement	cm	37*16*15	51*17*15	52*20*18	54*20*20	56*32*23
每米加重量/Extra weight per metre of extra lift	kg	0.8	1.1	2.2	4.4	6.6

## HSZ-DK 型超低净空手拉葫芦

### HSZ-DK Super-Low-Altitude Combinations Hoist

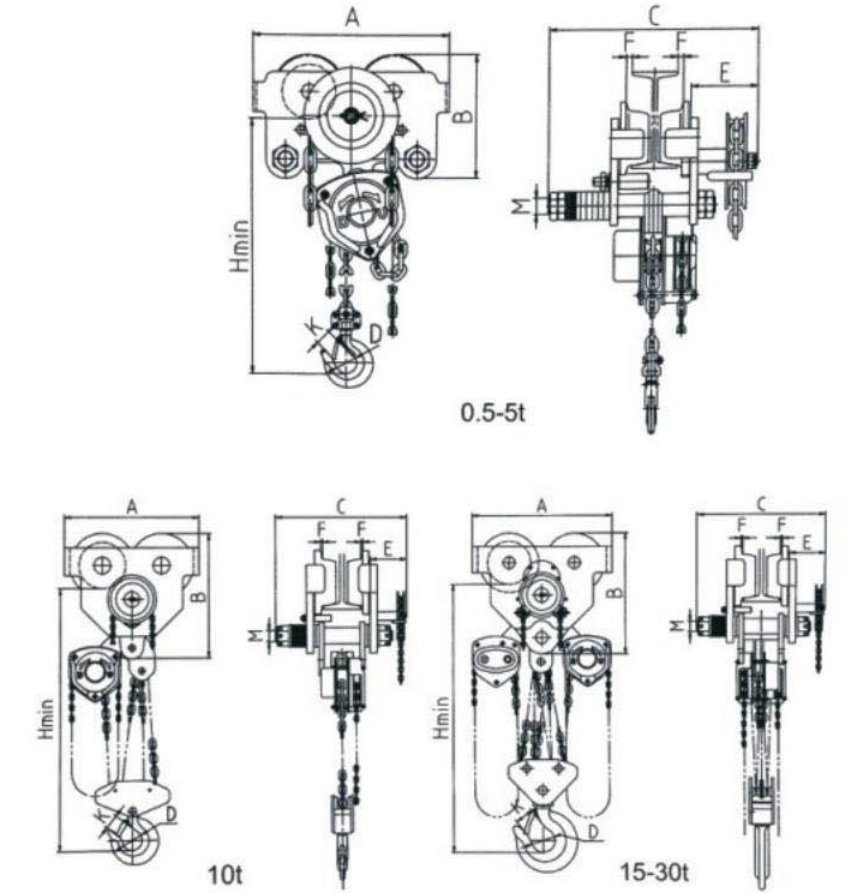
HSZ-DK type is the latest super-low-altitude combinations hoist developed by our company. With its specific design, it combines with advantages of monorail trolley and manual block to make loaded goods nearest to the fixed place, particularly applicable to the equipment installation and maintenance occasions with dimensional restriction. Besides, it has advantages of light weight, small hand pull, easy operation and durability in service, etc.



Capacity (t)	1T	2T	3T	5T	10T
A	520	530	670	680	855
B	330	340	460	470	520
C	360	360	460	460	650
H	88-150	88-150	100-250	100-250	122-300
Lmin	140	140	200	200	240
weight	68	70	125	130	225
Chain specification	Φ6*18	Φ6*18	Φ9*27	Φ9*27	Φ10*30
Package size	60*40*38	84*47*42	87*47*42	87*56*45	87*60*48

## HSZ-ZH 型组合手拉葫芦

### HSZ-ZH Series Combined Chain Block



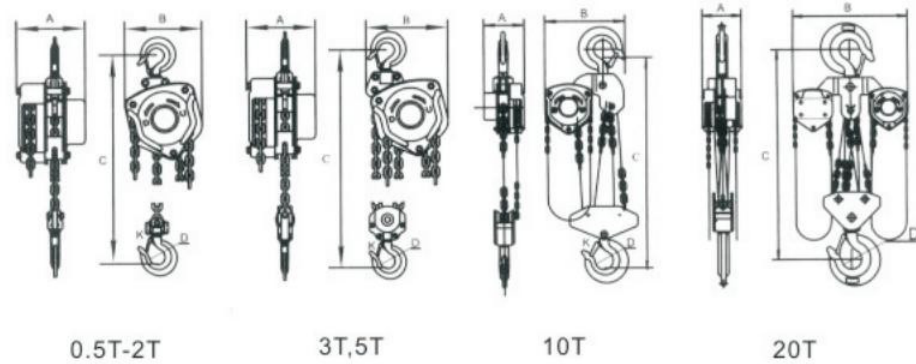
Capacity(t)	0.5	1.0	2.0	3.0	5.0	10	15	20
Running test load(T)	6.25	12.5	25	37.5	62.5	122.5	183.75	245
Minimum turning radius(m)	0.9	1	1.2	1.5	2	3	4.5	4.5
Strands lift(m)	3	3	3	3	3	3	3	3
I-Beam Widht(mm)	50-180	58-180	58-180	74-180	98-180	136-175	144-175	144-175
主要尺寸 Dimensions (mm)	A(mm)	238	277	302	363	436	455	642
	B(mm)	173	170	194	230	260	447	537
	C(mm)	336	338	346	382	395	475	525
	E(mm)	88	88	88	120	120	155	158
	F(mm)	33	3	3	3	3	3-5	4-6
	M(mm)	M18	M22	M27	M30	M42	M48	M48
	D(mm)	35	35.5	42.5	50	64	85	110
	K(mm)	28	26	32	37	46	64	85
	Hmin	280	337	423	447	616	820	980

## HSZ-SS650 不锈钢手拉葫芦

### HSZ-SS650 SS Chain Block




- 本型号为不锈钢手拉葫芦
- Load limiter is available at extra cost
- Low effort to lift maximum load
- Automatic double pawl braking system
- Premium grade alloy load chain and zinc plated hand chain as standard
- Drop-forged and expertly heat treated hooks for great strength and long wearing
- Capacity ranges from 0.5t to 20t, heavy duty 30t, 50t is available



规格型号/Model		SS650-0.5t	SS650-1t	SS650-1.5t	SS650-2t	SS650-3t	SS650-5t	SS650-10t	SS650-20t
额定载荷/Capacity	tons	0.5	1	1.5	2	3	5	10	20
起升高度/Standard lift	m	2.5	2.5	2.5	3	3	3	3	3
试验载荷/Running test load	KN	7.5	15	22.5	30	45	75	150	300
手拉力/Effort required to lift rated load	N	220	305	340	410	340	415	415	415*2
手拉链规格/Diameter of hand chain	mm	5*25							
链条行数/Strands of load chain		1	1	1	1	2	2	4	8
链条规格/Diameter of load chain	mm	6	6	8	8	8	10	10	10
主要尺寸 Dimensions (mm)	A	113	126	141	141	142	163	163	191
	B	125	147	183	183	183	215	404.5	595
	C	255	306	368	368	486	6160	750	1000
	D	36	40	45	50	58	64	85	110
	K	30	34	38	41	48	52	64	85
净重/Net weight	kg	8.5	11	18	18	27	42	83	193
包装尺寸/Packing measurement	cm	25*18*13.5	25*20*14.7	33*25*16	33*25*16	33*27*16	43*34*19	50*41*21	64*38*64
每米加重量/Extra weight per metre of extra lift	kg	1.7	1.7	2.3	2.3	3.7	5.6	9.7	19.4

## G80起重链条


### G80 Lifting Chain



Size(mm) d x p	Width(mm)		W.L.L. t	Test Load KN	Breaking Load min.(KN)		Weight kg/m
	Inside min. a	outside max. b			G80	G100	
6 x 18	7.5	21	1.1	27	45.2	56.5	0.79
7 x 21	9	24.5	1.5	37	61.6	76.9	1.07
8 x 24	10	28	2	48	80.4	100	1.38
10 x 30	12.5	35	3.2	76	125	157	2.2
12 x 36	15	42	4.6	109	181	226	3.1
13 x 39	16.3	46	5	128	214	265	3.8

## G80不锈钢起重链条

### G80 Stainless Steel Lifting Chain

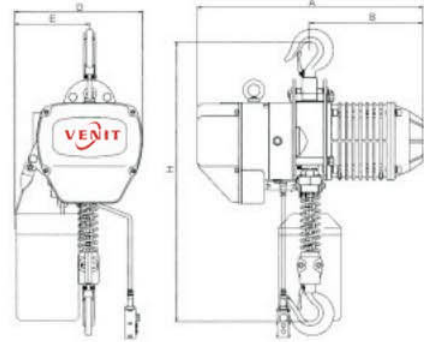


Size(mm) d x p	Width(mm)		W.L.L. t	Test Load KN	Breaking Load min.(KN)	Weight kg/m
	Inside min. a	outside max. b			G80	
6 x 18	7.5	21	1.1	27	45.2	0.79
7 x 21	9	24.5	1.5	37	61.6	1.07
8 x 24	10	28	2	48	80.4	1.38
10 x 30	12.5	35	3.2	76	125	2.2

## PE 系列固定式电动葫芦

PE Series ELECTRIC CHAIN HOIST

Capacity:0.5 to 10Ton



- Three meters of control cable as standard accompanies.
- Optional length of lift, push button cord and control cable besides standard is available on your request.
- Extending the load chain is prohibited with additional links.
- Steel chain containers are available as option if your lift is more than capacity of the standard container volume.

### Technical Parameters

Capacity (t)	Model	Double speed (m/min)	Lifting speed (m/min)	Motor Power (Kw)	No. of chain	Chain size	Net weight (Kg)
500kg	PE005S	6.8/2.3	7.8	0.8	1	6.3*19	47
1	PE010S	6.6/2.3	6.6	1.5	1	7.1*21	61
	PE010L	3.3/1.1	3.3	0.8	2	6.3*19	52
2	PE020S	6.8/2.3	6.6	3.0	1	10*30	115
	PE020L	3.3/1.1	3.3	1.5	2	7.1*21	73
3	PE030S	5.4/1.8	5.4	3.0	1	11.2*34	115
	PE030L	4.5/1.5	4.4	3.0	2	10*30	122
	PE033L	2.3/0.8	2.2	1.5	3	7.1*21	131
5	PE050S	2.7/0.9	2.7	3.0	2	11.2*34	151
7.5	PE075S		1.8	3.0	3	11.2*34	176
	PE075SD	1.8/0.6		3.0/1.0	3	11.23*34	215
10	PE100S		2.7	3.0*2	4	11.2*34	300
	PE100SD	2.7/0.9		3.0*2/1.0*2	4	11.2*34	380

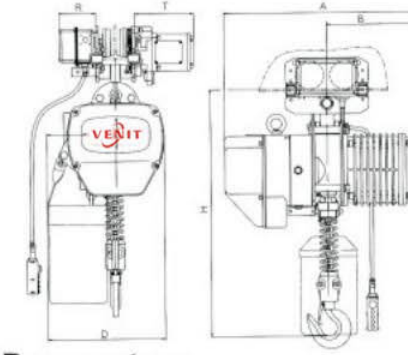
### Size Specification(mm)

Model	H	A	B	D	E
PE005S	530	460	230	288	178
PE010S	650	520	260	300	176
PE010L	670	460	230	288	178
PE020S	800	615	295	430	265
PE020L	835	520	260	300	236
PE030S	845	615	295	430	265
PE030L	950	615	295	430	320
PE033L	950	520	260	350	205
PE050S	1030	615	295	430	325
PE075S	1200	615	295	505	320
PE075SD	1200	670	313	505	320
PE100S	1400	630	315	890	445
PE100SD	1400	670	388	890	445

## PE 系列运行式电动葫芦

PE Series ELECTRIC CHAIN HOIST With Trolley

Capacity:0.5 to 10Ton



- Three meters of control cable as standard accompanies.
- Optional length of lift, push button cord and control cable besides standard is available on your request.
- Extending the load chain is prohibited with additional links.
- Steel chain containers are available as option if your lift is more than capacity of the standard container volume.

### Technical Parameters

Capacity (t)	Model	PE					TE				
		Double speed (m/mim)	Lifting speed (m/mim)	Motor Power (Kw)	No. of chain	Chain size	Travel speed (m/min)	Motor Power (Kw)	Beam width (mm)	Min. Radius curve(m)	N.W of standard 3m lift
500kg	PET005S	6.8/2.3	7.8	0.8	1	6.3*19	11 or 21	0.4	68-130	0.8	88
1	PET010S	6.8/2.3	6.6	1.5	1	7.1*21	11 or 21	0.4	68-130	0.8	103
	PET010L	3.3/1.1	3.3	0.8	2	6.3*19					93
2	PET020S	6.8/2.3	6.6	3.0	1	10*30	11 or 21	0.4	82-153	0.9	164
	PET020L	3.3/1.1	3.3	1.5	2	7.1*21					122
3	PET030S	5.4/1.8	5.4	3.0	1	11.2*34	11 or 21	0.75	82-153	1	176
	PET030L	4.5/1.5	4.4	3.0	2	10*30					183
	PET033L	2.3/0.8	2.2	1.5	3	7.1*21					192
5	PET050S	2.7/0.9	2.7	3.0	2	11.2*34	11 or 21	0.75	100-178	1.8	234
7.5	PE075S		1.8	3.0	3	11.2*34	11 or 21	0.75	150-220	1.8	280
	PE075SD	1.8/0.6		3.0/1.0	3	11.23*34					319
10	PE100S		2.7	3.0*2	4	11.2*34	11 or 21	0.75	150-220	2.5	440
	PE100SD	2.7/0.9		3.0*2/1.0*2	4	11.2*34					520

### Size Specification(mm)

Model	A	B	D	E
PE005S	460	230	288	178
PE010S	520	260	300	176
PE010L	460	230	288	205
PE020S	615	295	430	265
PE020L	520	260	300	236
PE030S	615	295	430	265
PE030L	615	295	430	320
PE033L	520	260	350	205
PE050S	615	295	430	325
PET075S	615	295	505	320
PET075SD	670	313	505	320
PET100S	630	315	890	445
PET100SD	670	388	890	445



## 微型电动葫芦

### Mini Electric Wire Hoist



- With emergency stop switch
- Reinforced breaking switch with position limit
- Protection class up to Ip54
- With thermal prevention device



Model	Method of use	Rated Volt (v)	Input power (w)	Rated lifting weight(kg)	Liting speed (m/mim)	Lifting height (m)	Qty/CTN (pcs)	Packing size (cm)	G.W./N.W. (kg)
HGS-B200 PA200A	Single-hook Double-hook	220/230/240	480	100 200	10 5	12 6	2	47*37*16	24/22
HGS-B250 PA250A	Single-hook Double-hook	220/230/240	510	125 250	10 5	12 6	2	47*37*16	24/22
HGS-B300 PA300A	Single-hook Double-hook	220/230/240	600	150 300	10 5	12 6	2	47*37*16	24/22
HGS-B400 PA400A	Single-hook Double-hook	220/230/240	950	200 400	10 5	12 6	2	52*42*17	36/34
HGS-B500 PA500A	Single-hook Double-hook	220/230/240	1020	250 500	10 5	12 6	2	52*42*17	36/34
HGS-B600 PA600A	Single-hook Double-hook	220/230/240	1200	300 600	10 5	12 6	2	52*42*17	36/34
HGS-B700 PA700A	Single-hook Double-hook	220/230/240	1250	350 700	8 4	12 6	2	52*42*17	38/36
HGS-B800 PA800A	Single-hook Double-hook	220/230/240	1300	400 800	8 4	12 6	2	52*42*17	38/36
HGS-B990 PA990A	Single-hook Double-hook	220/230/240	1600	500 990	8 4	12 6	1	56*25*35	33/32
HGS-B990B PA990B	Single-hook Double-hook	220/230/240	1800	600 990	8 4	12 6	1	56*25*35	33/32
HGS-B200B PA200B	Single-hook Double-hook	100/110/120	540	100 200	10 5	12 6	2	47*37*18	24/22
HGS-B400B PA400B	Single-hook Double-hook	100/110/120	950	200 400	10 5	12 6	2	52*45*23	36/34
HGS-B600B PA600B	Single-hook Double-hook	100/110/120	1200	300 600	10 5	12 6	2	52*45*23	36/34

## 微型电动葫芦 (带制动)

### Mini Electric Wire Hoist



- With emergency stop switch
- Reinforced breaking switch
- Protection class up to IP54
- With thermal prevention device
- With up and down position limit safety device



Model	Method of use	Rated volt (v)	Input power (w)	Rated lifting weight(kg)	Lifting speed (m/min)	Lifting height (m)	Qty/CTN (pcs)	Packing size (cm)	G.W./N.W. (kg)
HGS-B-200 PA200	Single-hook Double-hook	220/230/240	480	100 200	10 5	12 6	2	49*43*16	24/22
HGS-B-250 PA250	Single-hook Double-hook	220/230/240	510	125 250	10 5	12 6	2	49*43*16	24/22
HGS-B-300 PA300	Single-hook Double-hook	220/230/240	600	150 300	10 5	12 6	2	49*43*16	24/22
HGS-B-400 PA400	Single-hook Double-hook	220/230/240	950	200 400	10 5	12 6	2	52*48*17	36/34
HGS-B-500 PA500	Single-hook Double-hook	220/230/240	1020	250 500	10 5	12 6	2	52*48*17	36/34
HGS-B-600 PA600	Single-hook Double-hook	220/230/240	1200	300 600	10 5	12 6	2	52*48*17	36/34
HGS-B-700 PA700	Single-hook Double-hook	220/230/240	1250	350 700	8 4	12 6	2	54*50*17	38/36
HGS-B-800 PA800	Single-hook Double-hook	220/230/240	1300	400 800	8 4	12 6	2	54*50*17	38/36
HGS-B-990 PA990	Single-hook Double-hook	220/230/240	1600	500 990	8 4	12 6	1	62*24*35	33/32